



SACHS es una
marca de ZF



Válido a partir de 01.2018



Amortiguadores para vehículos comerciales de servicio pesado



SACHS

ÍNDICE ALFABÉTICO

Simbología	2
Tabla de Aplicaciones	3
Camiones	3
Autobuses	38
Cajas de Trailers	46
Cabina	55
Lista Numérica	56
Lista comparativa por aplicación SACHS	65
Tipos de montaje	75
Lista de montajes y longitudes SACHS	77

SIMBOLOGÍA



Modelos de los autobuses



Modelos de los camiones



Años modelos



Tipo de amortiguador



Parte delantera (autobús)



Parte trasera (autobús)



Parte delantera (camión)



Parte trasera (camión)



Buje hule con buje hule



Espiga con buje hule



Buje metal con buje metal



Espiga con buje metal



Espiga con espiga



Buje metal con pata de toma



Buje hule con buje metal



Buje hule con espiga



Buje metal con espiga











Espiga con pata de toma



Buje metal con buje hule









Presurizado con Gas

					Número de parte Equipo Original				Número de parte Equipo Original
---	---	---	---	---	------------------------------------	---	---	---	------------------------------------



DAF

CF85



FAC 85 360, 410, 460, 510 FAX 85 360, 410, 460, 510 Susp. Neumática delantera Susp. Mecanica trasera	05-15		112 002		1283732 222773			290 981	1443695 1606742
Susp. Mecanica trasera	05-15							112 002	1283732 222773

DINA



861

Tracto	78-90		510 001		5534430 5534447 35901-3420 1091374 3172948 3199966				
--------	-------	---	---------	---	---	--	--	--	--



55117576

Camión de carga 14 a 15 toneladas	98-01		410 048		152E030030				
-----------------------------------	-------	---	---------	---	------------	--	--	--	--





66125070









Camión de carga 14 a 15 toneladas	98-01		410 048		152E030030				
-----------------------------------	-------	---	---------	---	------------	--	--	--	--

43316070

Camión de Pasaje, Camión de carga 14 a 15 toneladas	98-01		410 048		152E030030				
---	-------	---	---------	---	------------	--	--	--	--





55519070

Camión de Pasaje, Camión de carga 14 a 15 toneladas	98-01		410 048		152E030030			410 010	152C030010 3000098C1 3609400C1 3609400C2 501906C92 13424S 501906C91 3919925
---	-------	---	---------	---	------------	---	---	---------	--





					Número de parte Equipo Original				Número de parte Equipo Original
---	---	---	---	---	------------------------------------	---	---	---	------------------------------------

DINA





55319072

Camión de Pasaje, Camión de carga 14 a 15 toneladas	98-01		410 048		152E030030			410 010	152C030010 3000098C1 3609400C1 3609400C2 501906C92 13424S 501906C91 3919925
---	-------	---	---------	---	------------	---	---	---------	--



65421071

Camión de Pasaje, Camión de carga 14 a 15 toneladas	98-01		410 048		152E030030			410 010	152C030010 3000098C1 3609400C1 3609400C2 501906C92 13424S 501906C91 3919925
---	-------	---	---------	---	------------	---	---	---------	--

Blue Bird 13, 15, 21 Ton.



	90-97		410 048		152E030030			410 010	152C030010 3000098C1 3609400C1 3609400C2 501906C92 13424S 501906C91
--	-------	---	---------	---	------------	---	---	---------	---









Tracto 9200

	89-98		410 048		152E030030				
--	-------	---	---------	---	------------	--	--	--	--

GENERAL MOTORS



Kodiak

	94-07		410 046		22002294 22007752 22007757 22007702 1091361				
--	-------	---	---------	---	---	--	--	--	--





					Número de parte Equipo Original				Número de parte Equipo Original
---	---	---	---	---	------------------------------------	---	---	---	------------------------------------

INTERNATIONAL NAVISTAR





CO-STAR & TRANSTAR II

	80-95		410 032		10-12032-000 10-12032-001 10-12032-002 10-12032-003 10-12032-004 10-12030-002 K374-11 K374-16 K374-26 K374-27 453576C92 14QK-373 14QK-378M 14QK-2110 F6HT-18080-CA F4HT-18080-AB				
--	-------	---	---------	---	---	--	--	--	--





DT 466 serie 4300, 4400









Modelos 1624, 1654, 1724, 1754, 1824, 1854, 1924, F1924, 1925, 1954, F1954, 1955, 2124, 2125, F2125, 2154, 2155 con Eje Delantero 9000, 10800 o 12000 lb	01-05		410 043		353357C1			410 010	152C030010 3000098C1 3609400C1 3609400C2 501906C92 13424S 501906C91 3919925
--	-------	---	---------	---	----------	---	---	---------	--

DT 466 serie 4700 & 4900

Modelos 1624, 1654, 1724, 1754, 1824, 1854, 1924, F1924, 1925, 1954, F1954, 1955, 2124, 2125, F2125, 2154, 2155 con Eje Delantero 9000, 10800 o 12000 lb	98-00		410 009		128745 651442 659287 61300285			410 010	152C030010 3000098C1 3609400C1 3609400C2 501906C92 13424S 501906C91 3919925
--	-------	---	---------	---	--	---	---	---------	--





Serie 1452 & 1652

Susp. Del. 9,000 - 12,000lb Susp. Tras. Mecanica	80-95		315 418		472411C91 3000070C91 472412C91 586724C1 586724C91			315 540	540395C92
---	-------	---	---------	---	---	---	---	---------	-----------



					Número de parte Equipo Original				Número de parte Equipo Original
---	---	---	---	---	------------------------------------	---	---	---	------------------------------------

INTERNATIONAL NAVISTAR



Serie 1452 & 1652

Exc. Del. Susp. 9,000 - 12,000lb Susp. Tras. Aire International	90-98		410 032		10-12032-000 10-12032-001 10-12032-002 10-12032-003 10-12032-004 10-12030-002 K374-11 K374-16 K374-26 K374-27 453576C92 14QK-373 14QK-378M 14QK-2110 F6HT-18080-CA F4HT-18080-AB			315 416	1675455C1 1690035C1 2018987C1 501553C91
---	-------	---	---------	---	---	---	---	---------	--



Serie 1624, 1654, 1724 1754, 1824, 1854

Susp. 9,000 - 12,000lb	87-94		315 418		472411C91 3000070C91 472412C91 586724C1 586724C91				
------------------------	-------	--	---------	--	---	--	--	--	--





Serie 1924, F1924, 1925 1954, F1954, 1955

Susp. 9,000 - 12,000lb	87-94		315 418		472411C91 3000070C91 472412C91 586724C1 586724C91				
------------------------	-------	---	---------	---	---	--	--	--	--





Serie 2124, 2125, F2125, 2154 & 2155









Susp. 9,000 - 12,000lb	87-94		315 418		472411C91 3000070C91 472412C91 586724C1 586724C91				
------------------------	-------	---	---------	---	---	--	--	--	--

Serie 2275, F2275, 2524, F2524

Susp. Del. 9,000 - 12,000lb & Susp. Tras. Aire	87-94		315 418		472411C91 3000070C91 472412C91 586724C1 586724C91			315 416	1675455C1 1690035C1 2018987C1 501553C91
---	-------	---	---------	---	---	---	---	---------	--




Serie 2554, 2574, 2654 & 2674

Susp. Tras. Aire International & Susp. Mecanica Del. 9,000 - 12,000lb	87-94		315 418		472411C91 3000070C91 472412C91 586724C1 586724C91			315 416	1675455C1 1690035C1 2018987C1 501553C91
---	-------	---	---------	---	---	---	---	---------	--


					Número de parte Equipo Original				Número de parte Equipo Original
---	---	---	---	---	------------------------------------	---	---	---	------------------------------------

INTERNATIONAL NAVISTAR


Serie 4600, 4700, 4800 & 4900

Modelos 4600LP, 4700LP (Perfil Bajo) U-Haul	88-98		315 540	$\frac{1}{T}$	540395C92		$\frac{O}{O}$	315 416	1675455C1 1690035C1 2018987C1 501553C91
Susp. Del. 9,000 - 12,000lb	87-94		315 418	$\frac{1}{T}$	472411C91 3000070C91 472412C91 586724C1 586724C91				


Serie 4900

Con Puertas Duales	98-03		315 545	$\frac{1}{O}$	2015556C1 1664788C2 2015556C1 3571713C1				
--------------------	-------	---	---------	---------------	--	--	--	--	--



Serie 5070 6X4

Susp. Aire Neway 14UKY	89-76						$\frac{O}{O}$	315 542	18164-01 A4084 S4084 2029200C91 17403-01 17408-01 17358-01 AS3069B
------------------------	-------	--	--	--	--	---	---------------	---------	---



Serie 7000









Susp. Hendrinckson HAS-230, HAS-400 & HAS-460	90-01						$\frac{O}{O}$	410 057	47902-24 47902-28 F6HT-18080-FC 60670-005 60675-003
--	-------	--	--	--	--	---	---------------	---------	---

Serie 7100 Workstar

Susp. 9,000 - 12,000lb Susp. Tras. de Aire	87-04		315 418	$\frac{1}{T}$	472411C91 3000070C91 472412C91 586724C1 586724C91		$\frac{O}{O}$	315 416	1675455C1 1690035C1 2018987C1 501553C91
---	-------	---	---------	---------------	---	---	---------------	---------	--







Serie 8100, 8200 & 8300

Susp. Del. 9,000 - 12,000lb Susp. Tras. Aire International	87-04		315 418	$\frac{1}{T}$	472411C91 3000070C91 472412C91 586724C1 586724C91		$\frac{O}{O}$	315 416	1675455C1 1690035C1 2018987C1 501553C91
---	-------	---	---------	---------------	---	---	---------------	---------	--


					Número de parte Equipo Original				Número de parte Equipo Original
---	---	---	---	---	------------------------------------	---	---	---	------------------------------------

INTERNATIONAL NAVISTAR





Serie 8100, 8200 & 8300









Susp. Del. 12,000 - 14,000lb & Susp. Tras. Aire Neway 14UKY			315 545	$\frac{1}{0}$	2015556C1 1664788C2 2015556C1 3571713C1		$\frac{0}{0}$	315 542	18164-01 A4084 S4084 2029200C91 17403-01 17408-01 17358-01 AS3069B
Susp. Del. 12,000 - 14,000lb & Susp. Tras. Aire International			315 545	$\frac{1}{0}$	2015556C1 1664788C2 2015556C1 3571713C1		$\frac{0}{0}$	315 416	1675455C1 1690035C1 2018987C1 501553C91
Susp. Del. 9,000 - 12,000lb & Susp. Tras. Aire Neway 14UKY	87-04		315 418	$\frac{1}{1}$	472411C91 3000070C91 472412C91 586724C1 586724C91		$\frac{0}{0}$	315 542	18164-01 A4084 S4084 2029200C91 17403-01 17408-01 17358-01 AS3069B

Serie 8500 & 8600

							$\frac{0}{0}$	315 417	3620395C1 3586883C1 3549099C2 3573265C1
--	--	--	--	--	--	---	---------------	---------	--







Serie 9100, 9200

Susp. Del. 12,000 - 14,000lb & Susp. Tras. Aire Neway 14UKY			315 545	$\frac{1}{0}$	2015556C1 1664788C2 2015556C1 3571713C1		$\frac{0}{0}$	315 542	18164-01 A4084 S4084 2029200C91 17403-01 17408-01 17358-01 AS3069B
Susp. Del. 12,000 - 14,000lb & Susp. Tras. Aire International			315 545	$\frac{1}{0}$	2015556C1 1664788C2 2015556C1 3571713C1		$\frac{0}{0}$	315 416	1675455C1 1690035C1 2018987C1 501553C91









					Número de parte Equipo Original				Número de parte Equipo Original
---	---	---	---	---	------------------------------------	---	---	---	------------------------------------









INTERNATIONAL NAVISTAR

Serie 9100i, 9200i, 9400i

Susp. Trasera Aire International		315 547	$\frac{\circ}{\circ}$	3581106C1 3581107C1 3581109C1 3584535C1		$\frac{\circ}{\circ}$	315 416	1675455C1 1690035C1 2018987C1 501553C91
Susp. Trasera Hendrickson HAS-230, HAS-400 & HAS- 460		315 547	$\frac{\circ}{\circ}$	3581106C1 3581107C1 3581109C1 3584535C1		$\frac{\circ}{\circ}$	410 057	47902-24 47902-28 F6HT-18080-FC 60670-005 60675-003
Susp. Tras. IAS		315 547	$\frac{\circ}{\circ}$	3581106C1 3581107C1 3581109C1 3584535C1		$\frac{\circ}{\circ}$	315 417	3620395C1 3586883C1 3549099C2 3573265C1





Serie 9300 & 9400

Susp. Del. 12,000 - 14,000lb & Susp. Tras. Aire International		315 545	$\frac{1}{\circ}$	2015556C1 1664788C2 2015556C1 3571713C1		$\frac{\circ}{\circ}$	315 416	1675455C1 1690035C1 2018987C1 501553C91
Susp. Del. 12,000 - 14,000lb Susp. Tras. Aire Neway 14UKY		315 545	$\frac{1}{\circ}$	2015556C1 1664788C2 2015556C1 3571713C1		$\frac{\circ}{\circ}$	315 542	18164-01 A4084 S4084 2029200C91 17403-01 17408-01 17358-01 AS3069B
Susp. Del. Hendrickson RS/RTE-380 Susp. Tras. Aire International		315 544	$\frac{\circ}{\circ}$	18163-01 A2160 503610C2 503550C1 47902-11 90044089 14QK-143 14QK-2100P4 14QK-29302		$\frac{\circ}{\circ}$	315 416	1675455C1 1690035C1 2018987C1 501553C91
Susp. Del. Hendrickson RS/RTE-380 Susp. Tras. Aire Neway 14UKY		315 544	$\frac{\circ}{\circ}$	18163-01 A2160 503610C2 503550C1 47902-11 90044089 14QK-143 14QK-2100P4 14QK-29302		$\frac{\circ}{\circ}$	315 542	18164-01 A4084 S4084 2029200C91 17403-01 17408-01 17358-01 AS3069B







					Número de parte Equipo Original				Número de parte Equipo Original
---	---	---	---	---	------------------------------------	---	---	---	------------------------------------

INTERNATIONAL NAVISTAR





Serie 9600 & 9700









Susp. Del. International STL Susp. Tras. Aire International		315 544	$\frac{0}{0}$	18163-01 A2160 503610C2 503550C1 47902-11 90044089 14QK-143 14QK-2100P4 14QK-29302		$\frac{0}{0}$	315 416	1675455C1 1690035C1 2018987C1 501553C91
Susp. Del. 12,000 - 14,000lb & Susp. Tras. Aire International		315 545	$\frac{1}{0}$	2015556C1 1664788C2 2015556C1 3571713C1		$\frac{0}{0}$	315 416	1675455C1 1690035C1 2018987C1 501553C91

Serie 9900i & 9900ix

Susp. Del. 12,000 - 14,000lb Susp. Trasera Aire International		315 545	$\frac{1}{0}$	2015556C1 1664788C2 2015556C1 3571713C1		$\frac{0}{0}$	315 416	1675455C1 1690035C1 2018987C1 501553C91
Susp. Del. 12,000 - 14,000lb & Susp. Tras. Hendrinckson HAS-230, HAS-400 & HAS- 460		315 545	$\frac{1}{0}$	2015556C1 1664788C2 2015556C1 3571713C1		$\frac{0}{0}$	410 057	47902-24 47902-28 F6HT-18080-FC 60670-005 60675-003
Susp. Del. 12,000 - 14,000 lb & Susp. Tras. IAS		315 545	$\frac{1}{0}$	2015556C1 1664788C2 2015556C1 3571713C1		$\frac{0}{0}$	315 417	3620395C1 3586883C1 3549099C2 3573265C1



Serie F & S 1600, 1700, 1800, 1900 & 2100

Susp. Tras. Aire International		315 418	$\frac{1}{1}$	472411C91 3000070C91 472412C91 586724C1 586724C91		$\frac{0}{0}$	315 416	1675455C1 1690035C1 2018987C1 501553C91	
Susp. Tras. Aire International	98-03		410 032	$\frac{0}{0}$	10-12032-000 10-12032-001 10-12032-002 10-12032-003 10-12032-004 10-12030-002 K374-11 K374-16 K374-26 K374-27 453576C92 14QK-373 14QK-378M 14QK-2110 F6HT-18080-CA F4HT-18080-AB		$\frac{0}{0}$	315 416	1675455C1 1690035C1 2018987C1 501553C91

					Número de parte Equipo Original				Número de parte Equipo Original
---	---	---	---	---	------------------------------------	---	---	---	------------------------------------

INTERNATIONAL NAVISTAR


Serie F2575, F2624, F2654 & F2674

Susp. 9,000 - 12,000lb & Susp. Tras. Aire International			315 418	$\frac{1}{T}$	472411C91 3000070C91 472412C91 586724C1 586724C91		$\frac{O}{O}$	315 416	1675455C1 1690035C1 2018987C1 501553C91
--	--	---	---------	---------------	---	---	---------------	---------	--


Serie Lonestar

Susp. Aire 40,000lb							$\frac{O}{O}$	315 417	3620395C1 3586883C1 3549099C2 3573265C1
---------------------	--	--	--	--	--	---	---------------	---------	--


Serie M1400 & M1600









Susp. 9,000 - 12,000lb			315 418	$\frac{1}{T}$	472411C91 3000070C91 472412C91 586724C1 586724C91				
------------------------	--	---	---------	---------------	---	--	--	--	--

Serie M1600, M1700, M1800, M1900 & M2100

	98-03		410 032	$\frac{O}{O}$	10-12032-000 10-12032-001 10-12032-002 10-12032-003 10-12032-004 10-12030-002 K374-11 K374-16 K374-26 K374-27 453576C92 14QK-373 14QK-378M 14QK-2110 F6HT-18080-CA F4HT-18080-AB				
--	-------	---	---------	---------------	---	--	--	--	--

Serie Paystar 5010, F-5010, F-5050, F-5050SF, 5070, F-5070 & F-5070SF

	98-03		410 032	$\frac{O}{O}$	10-12032-000 10-12032-001 10-12032-002 10-12032-003 10-12032-004 10-12030-002 K374-11 K374-16 K374-26 K374-27 453576C92 14QK-373 14QK-378M 14QK-2110 F6HT-18080-CA F4HT-18080-AB				
--	-------	---	---------	---------------	---	--	--	--	--



					Número de parte Equipo Original				Número de parte Equipo Original
---	---	---	---	---	------------------------------------	---	---	---	------------------------------------

INTERNATIONAL NAVISTAR



Serie Prostar

Susp. Aire 40,000lb								315 417	3620395C1 3586883C1 3549099C2 3573265C1
---------------------	--	--	--	--	--	---	---	----------------	--

Serie Transtar 4170, F-4170, 4200, F-4200, 4300 & F-4300





	98-03		410 032		10-12032-000 10-12032-001 10-12032-002 10-12032-003 10-12032-004 10-12030-002 K374-11 K374-16 K374-26 K374-27 453576C92 14QK-373 14QK-378M 14QK-2110 F6HT-18080-CA F4HT-18080-AB				
--	-------	---	----------------	---	---	--	--	--	--









Tracto 9200, 9400 Eagle

	99-04		510 023						
--	-------	---	----------------	---	--	--	--	--	--

KENWORTH









C500, C500B, C500K, C540 & C500

Susp. Del. Mecanica & Susp. Tras. 8 Bolsas Air Glide 100 (Todos)	98-03		410 032		10-12032-000 10-12032-001 10-12032-002 10-12032-003 10-12032-004 10-12030-002 K374-11 K374-16 K374-26 K374-27 453576C92 14QK-373 14QK-378M 14QK-2110 F6HT-18080-CA F4HT-18080-AB			315 551	K374-7 K374-9 K374-29 K374-32 K374-C7 K374-87
--	-------	---	----------------	---	---	---	---	----------------	--





					Número de parte Equipo Original				Número de parte Equipo Original
---	---	---	---	---	------------------------------------	---	---	---	------------------------------------









KENWORTH

C500, C500B, C500K, C540 & C500

Susp. Del. Mecanica Susp. Tras. 8 Bolsas Air Glide 200 (Todos)	98-03		410 032		10-12032-000 10-12032-001 10-12032-002 10-12032-003 10-12032-004 10-12030-002 K374-11 K374-16 K374-26 K374-27 453576C92 14QK-373 14QK-378M 14QK-2110 F6HT-18080-CA F4HT-18080-AB			315 553	70701 665903 665944
Susp. Del. Mecanica Susp. Tras. Air Glide 380 - 38,000lb	98-03		410 032		10-12032-000 10-12032-001 10-12032-002 10-12032-003 10-12032-004 10-12030-002 K374-11 K374-16 K374-26 K374-27 453576C92 14QK-373 14QK-378M 14QK-2110 F6HT-18080-CA F4HT-18080-AB			315 424	C71-1002



K100, K100E & K125

Susp. Del. Mecanica Susp. Tras. 8 Bolsas Air Glide 100 (Todos)	98-03		410 032		10-12032-000 10-12032-001 10-12032-002 10-12032-003 10-12032-004 10-12030-002 K374-11 K374-16 K374-26 K374-27 453576C92 14QK-373 14QK-378M 14QK-2110 F6HT-18080-CA F4HT-18080-AB			315 551	K374-7 K374-9 K374-29 K374-32 K374-C7 K374-87
---	-------	---	----------------	---	---	---	---	----------------	--





					Número de parte Equipo Original				Número de parte Equipo Original
---	---	---	---	---	------------------------------------	---	---	---	------------------------------------

KENWORTH



K100, K100E & K125









Susp. Del. Mecanica Susp. Tras. 8 Bolsas Air Glide 200 (Todos)	98-03		410 032	○ ○	10-12032-000		 T	315 553	70701 665903 665944					
					10-12032-001					10-12032-002	10-12032-003	10-12032-004	10-12030-002	K374-11

K300 & T300

Susp. Del. Mecanica & Susp. Tras. 8 Bolsas Air Glide 100 (Todos)	04-10		410 044	○ ○	665617 58058 B71-1000 69753 AMS650128		 T	315 551	K374-7 K374-9 K374-29 K374-32 K374-C7 K374-87
Susp. Del. Mecanica & Susp. Tras. 8 Bolsas Air Glide 200 (Todos)	04-10		410 044	○ ○	665617 58058 B71-1000 69753 AMS650128		 T	315 553	70701 665903 665944









T2000

Susp. Del. Mecanica Susp. Tras. 8 Bolsas Air Glide 100 (Todos)	03-10		410 032	○ ○	10-12032-000		 T	315 551	K374-7 K374-9 K374-29 K374-32 K374-C7 K374-87										
					10-12032-001					10-12032-002	10-12032-003	10-12032-004	10-12030-002	K374-11	K374-16	K374-26	K374-27	453576C92	14QK-373





					Número de parte Equipo Original				Número de parte Equipo Original
---	---	---	---	---	------------------------------------	---	---	---	------------------------------------









KENWORTH

T2000

Susp. Del. Mecanica Susp. Tras. 8 Bolsas Air Glide 200 (Todos)	03-10		410 032		10-12032-000 10-12032-001 10-12032-002 10-12032-003 10-12032-004 10-12030-002 K374-11 K374-16 K374-26 K374-27 453576C92 14QK-373 14QK-378M 14QK-2110 F6HT-18080-CA F4HT-18080-AB			315 553	70701 665903 665944
Susp. Del. Mecanica Susp. Tras. Air Glide 380 - 40,000lb	03-10		410 032		10-12032-000 10-12032-001 10-12032-002 10-12032-003 10-12032-004 10-12030-002 K374-11 K374-16 K374-26 K374-27 453576C92 14QK-373 14QK-378M 14QK-2110 F6HT-18080-CA F4HT-18080-AB			315 424	C71-1002





T400, T400B & T450B

Susp. Del. Mecanica Susp. Tras. 8 Bolsas Air Glide 100 (Todos)	98-07		410 032		10-12032-000 10-12032-001 10-12032-002 10-12032-003 10-12032-004 10-12030-002 K374-11 K374-16 K374-26 K374-27 453576C92 14QK-373 14QK-378M 14QK-2110 F6HT-18080-CA F4HT-18080-AB			315 551	K374-7 K374-9 K374-29 K374-32 K374-C7 K374-87
---	-------	---	----------------	---	---	---	---	----------------	--









					Número de parte Equipo Original				Número de parte Equipo Original
---	---	---	---	---	------------------------------------	---	---	---	------------------------------------









KENWORTH

T400, T400B & T450B

Susp. Del. Mecanica Susp. Tras. 8 Bolsas Air Glide 200 (Todos)	98-07		410 032		10-12032-000			315 553	70701 665903 665944					
					10-12032-001					10-12032-002	10-12032-003	10-12032-004	10-12030-002	K374-11















T600, T600A, T600B & T602









Sup. Del. Mecanica Susp. Tras. 8 Bolsas Air Glide 100 (Todos)	98-07		410 032		10-12032-000			315 551	K374-7 K374-9 K374-29 K374-32 K374-C7 K374-87					
					10-12032-001					10-12032-002	10-12032-003	10-12032-004	10-12030-002	K374-11
Susp. Del. Mecanica Susp. Tras. 8 Bolsas Air Glide 200 (Todos)	98-07		410 032		10-12032-000			315 553	70701 665903 665944					
					10-12032-001					10-12032-002	10-12032-003	10-12032-004	10-12030-002	K374-11

					Número de parte Equipo Original				Número de parte Equipo Original
---	---	---	---	---	------------------------------------	---	---	---	------------------------------------

KENWORTH















T600, T600A, T600B & T602

Susp. Del. Mecanica Susp. Tras. Air Glide 380 - 40,000lb	98-07		410 032		10-12032-000 10-12032-001 10-12032-002 10-12032-003 10-12032-004 10-12030-002 K374-11 K374-16 K374-26 K374-27 453576C92 14QK-373 14QK-378M 14QK-2110 F6HT-18080-CA F4HT-18080-AB			315 424	C71-1002
Susp. Del. Mecanica Susp. Tras. Hendrinckson HA	98-07		410 032		10-12032-000 10-12032-001 10-12032-002 10-12032-003 10-12032-004 10-12030-002 K374-11 K374-16 K374-26 K374-27 453576C92 14QK-373 14QK-378M 14QK-2110 F6HT-18080-CA F4HT-18080-AB				
Susp. Del. Mecanica Susp. Tras. Hendrinckson HAS	98-07		410 032		10-12032-000 10-12032-001 10-12032-002 10-12032-003 10-12032-004 10-12030-002 K374-11 K374-16 K374-26 K374-27 453576C92 14QK-373 14QK-378M 14QK-2110 F6HT-18080-CA F4HT-18080-AB			410 057	47902-24 47902-28 F6HT-18080-FC 60670-005 60675-003
Susp. Del. Aire Susp. Tras. 8 Bolsas Air Glide 100 (Todos)	98-07		315 548		665858			315 551	K374-7 K374-9 K374-29 K374-32 K374-C7 K374-87

























					Número de parte Equipo Original				Número de parte Equipo Original
---	---	---	---	---	------------------------------------	---	---	---	------------------------------------









KENWORTH

T600, T600A, T600B & T602

Susp. Del. Aire Susp. Tras. 8 Bolsas Air Glide 200 (Todos)	98-07		315 548		665858			315 553	70701 665903 665944
Susp. Del. Aire Susp. Tras Air Glide 380 - 40,000lb	98-07		315 548		665858			315 424	C71-1002
Susp. Del. Aire Susp. Tras. Hendrinckson HA	98-07		315 548		665858				
Susp. Del. Aire Susp. Tras. Hendrinckson HAS	98-07		315 548		665858			410 057	47902-24 47902-28 F6HT-18080-FC 60670-005 60675-003





T660, T680

Susp. Del. Aire Susp. Tras. 8 Bolsas	08-15		315 653		B71-6000 58913-007 58913-008 58913-009 65992-003			315 655	671963 671699
Susp. Del. Aire Susp. Tras. Hendrinckson HA	08-15		315 653		B71-6000 58913-007 58913-008 58913-009 65992-003				
Susp. Del. Aire Susp. Tras. Hendrinckson HAS	08-15		315 653		B71-6000 58913-007 58913-008 58913-009 65992-003			410 057	47902-24 47902-28 F6HT-18080-FC 60670-005 60675-003
Susp. Del. Aire Susp. Tras. Neway ADZ252	08-15		315 653		B71-6000 58913-007 58913-008 58913-009 65992-003			315 599	90045599 90045605 471700004423
Susp. Del. Muelles Susp. Tras. 8 Bolsas	08-15		315 654		B71-1001 671052 665858			315 655	671963 671699
Susp. Del. Muelles Susp. Tras. Hendrinckson HA	08-15		315 654		B71-1001 671052 665858				
Susp. Del. Muelles Susp. Tras. Hendrinckson HAS	08-15		315 654		B71-1001 671052 665858			410 057	47902-24 47902-28 F6HT-18080-FC 60670-005 60675-003











					Número de parte Equipo Original				Número de parte Equipo Original
---	---	---	---	---	------------------------------------	---	---	---	------------------------------------









KENWORTH

T660, T680

Susp. Del. Muelles Susp. Tras. Neway ADZ252	08-15		315 654		B71-1001 671052 665858			315 599	90045599 90045605 471700004423
--	-------	---	---------	---	------------------------------	---	---	---------	--------------------------------------



















T800, T800A, T800B, T800SH, T800H & T800W









Susp. Del. Mecanica Susp. Tras. 8 Bolsas Air Glide 100	98-07		410 032		10-12032-000 10-12032-001 10-12032-002 10-12032-003 10-12032-004 10-12030-002 K374-11 K374-16 K374-26 K374-27 453576C92 14QK-373 14QK-378M 14QK-2110 F6HT-18080-CA F4HT-18080-AB			315 551	K374-7 K374-9 K374-29 K374-32 K374-C7 K374-87
Susp. Del. Mecanica Susp. Tras. 8 Bolsas Air Glide 200	98-07		410 032		10-12032-000 10-12032-001 10-12032-002 10-12032-003 10-12032-004 10-12030-002 K374-11 K374-16 K374-26 K374-27 453576C92 14QK-373 14QK-378M 14QK-2110 F6HT-18080-CA F4HT-18080-AB			315 553	70701 665903 665944
Susp. Del. Mecanica Susp. Tras. Hendrickson HA	98-07		410 032		10-12032-000 10-12032-001 10-12032-002 10-12032-003 10-12032-004 10-12030-002 K374-11 K374-16 K374-26 K374-27 453576C92 14QK-373 14QK-378M 14QK-2110 F6HT-18080-CA F4HT-18080-AB				

					Número de parte Equipo Original				Número de parte Equipo Original
---	---	---	---	---	------------------------------------	---	---	---	------------------------------------

KENWORTH





























T800, T800A, T800B, T800SH, T800H & T800W

Susp. Del. Mecanica Susp. Tras. Hendrinckson HAS	98-07		410 032		10-12032-000 10-12032-001 10-12032-002 10-12032-003 10-12032-004 10-12030-002 K374-11 K374-16 K374-26 K374-27 453576C92 14QK-373 14QK-378M 14QK-2110 F6HT-18080-CA F4HT-18080-AB			410 057	47902-24 47902-28 F6HT-18080-FC 60670-005 60675-003
Susp. Del. Neway Serie AR y RL & Susp. Tras. 8 Bolsas Air Glide 100	98-07		315 544		18163-01 A2160 503610C2 503550C1 47902-11 90044089 14QK-143 14QK-2100P4 14QK-29302			315 551	K374-7 K374-9 K374-29 K374-32 K374-C7 K374-87
Susp. Del. Neway Serie AR y RL Susp. Tras. 8 Bolsas Air Glide 200	98-07		315 544		18163-01 A2160 503610C2 503550C1 47902-11 90044089 14QK-143 14QK-2100P4 14QK-29302			315 553	70701 665903 665944
Susp. Del. Neway Serie AR y RL & Susp. Tras. Hendrinckson HA	98-07		315 544		18163-01 A2160 503610C2 503550C1 47902-11 90044089 14QK-143 14QK-2100P4 14QK-29302				
Susp. Del. Neway Serie AR y RL & Susp. Tras. Hendrinckson HAS	98-07		315 544		18163-01 A2160 503610C2 503550C1 47902-11 90044089 14QK-143 14QK-2100P4 14QK-29302			410 057	47902-24 47902-28 F6HT-18080-FC 60670-005 60675-003





					Número de parte Equipo Original				Número de parte Equipo Original
---	---	---	---	---	------------------------------------	---	---	---	------------------------------------









KENWORTH

T800, T880

Susp. Del. Aire Susp. Tras. 8 Bolsas	08-15		315 653		B71-6000 58913-007 58913-008 58913-009 65992-003			315 655	671963 671699
Susp. Del. Aire Susp. Tras. Hendrinckson HA	08-15		315 653		B71-6000 58913-007 58913-008 58913-009 65992-003				
Susp. Del. Aire Susp. Tras. Hendrinckson HAS	08-15		315 653		B71-6000 58913-007 58913-008 58913-009 65992-003			410 057	47902-24 47902-28 F6HT-18080-FC 60670-005 60675-003
Susp. Del. Aire Susp. Tras. Neway ADZ252	08-15		315 653		B71-6000 58913-007 58913-008 58913-009 65992-003			315 599	90045599 90045605 471700004423
Susp. Del. Muelles Susp. Tras. 8 Bolsas	08-15		315 654		B71-1001 671052 665858			315 655	671963 671699
Susp. Del. Muelles Susp. Tras. Hendrinckson HA	08-15		315 654		B71-1001 671052 665858				
Susp. Del. Muelles Susp. Tras. Hendrinckson HAS	08-15		315 654		B71-1001 671052 665858			410 057	47902-24 47902-28 F6HT-18080-FC 60670-005 60675-003
Susp. Del. Muelles Susp. Tras. Neway ADZ252	08-15		315 654		B71-1001 671052 665858			315 599	90045599 90045605 471700004423











W900, W900B, W900L & W900S









Susp. Del. Mecanica Susp. Tras. 8 Bolsas Air Glide 100 (Todos)	90-05		410 032		10-12032-000 10-12032-001 10-12032-002 10-12032-003 10-12032-004 10-12030-002 K374-11 K374-16 K374-26 K374-27 453576C92 14QK-373 14QK-378M 14QK-2110 F6HT-18080-CA F4HT-18080-AB			315 551	K374-7 K374-9 K374-29 K374-32 K374-C7 K374-87
--	-------	---	---------	---	---	---	---	---------	--

					Número de parte Equipo Original				Número de parte Equipo Original
---	---	---	---	---	------------------------------------	---	---	---	------------------------------------

KENWORTH





W900, W900B, W900L & W900S

Susp. Del. Mecanica Susp. Tras. 8 Bolsas Air Glide 200 (Todos)	90-05		410 032		10-12032-000 10-12032-001 10-12032-002 10-12032-003 10-12032-004 10-12030-002 K374-11 K374-16 K374-26 K374-27 453576C92 14QK-373 14QK-378M 14QK-2110 F6HT-18080-CA F4HT-18080-AB			315 553	70701 665903 665944
Susp. Del. Mecanica Susp. Tras. Air Glide 380 - 40,000lb	90-05		410 032		10-12032-000 10-12032-001 10-12032-002 10-12032-003 10-12032-004 10-12030-002 K374-11 K374-16 K374-26 K374-27 453576C92 14QK-373 14QK-378M 14QK-2110 F6HT-18080-CA F4HT-18080-AB			315 424	C71-1002
Susp. Del. Mecanica Susp. Tras. Hendrickson HA	90-05		410 032		10-12032-000 10-12032-001 10-12032-002 10-12032-003 10-12032-004 10-12030-002 K374-11 K374-16 K374-26 K374-27 453576C92 14QK-373 14QK-378M 14QK-2110 F6HT-18080-CA F4HT-18080-AB				

					Número de parte Equipo Original				Número de parte Equipo Original
---	---	---	---	---	------------------------------------	---	---	---	------------------------------------



KENWORTH

W900, W900B, W900L & W900S



Susp. Del. Mecanica Susp. Tras. Hendrickson HAS	90-05		410 032		10-12032-000 10-12032-001 10-12032-002 10-12032-003 10-12032-004 10-12030-002 K374-11 K374-16 K374-26 K374-27 453576C92 14QK-373 14QK-378M 14QK-2110 F6HT-18080-CA F4HT-18080-AB			410 057	47902-24 47902-28 F6HT-18080-FC 60670-005 60675-003
--	-------	---	---------	---	---	---	---	---------	---

MACK



Granite DayCab Mechanical

Susp. 40,000Lb			315 607		21436086 21436096 141700005839 141700005838				
----------------	--	---	---------	---	--	--	--	--	--



Serie CHU 613 Pinnacle

Susp. 12,000 & 14,600 lb.			315 420		20625775 20998401 14QK-434M 1667520C1				
---------------------------	--	---	---------	---	--	--	--	--	--



Serie CT Granite









Susp. 20,000 lb. Multi-Leaf Spring			315 620		25626048 14QK-427M				
---------------------------------------	--	---	---------	---	-----------------------	--	--	--	--

Serie CT Granite

Susp. Muelle			315 621		14QK-428M				
--------------	--	---	---------	---	-----------	--	--	--	--



Serie CX & CXN Serie Vision

Susp. Hendrickson Airtek			315 415		64838002A 64838002 14QK-322M 20485633 64838002L 471700131 921				
--------------------------	--	---	---------	---	--	--	--	--	--

					Número de parte Equipo Original				Número de parte Equipo Original
---	---	---	---	---	------------------------------------	---	---	---	------------------------------------

MACK



Serie CX & CXN Vision

Susp. Aire Mack Modelos 64T-300, 64T-300U con Suspension de Aire Trasera de 40,000 lb								315 608	14QK-3101M 20897198 14QK-2136M
--	--	--	--	--	--	---	---	----------------	--------------------------------------



Serie CXU Pinacle

Susp. Del. muelles 12,000lb Susp. Aire. Maxlite 40,000lb								315 608	14QK-3101M 20897198 14QK-2136M
---	--	--	--	--	--	---	---	----------------	--------------------------------------



Serie F & FL









Susp. Standard			315 556		14QK-373 14QK-377M 14QK-378M 14QK-2110 14QK-2115 5352858 UCA-5431				
----------------	--	---	----------------	---	---	--	--	--	--

Serie F & FL Western

Modelos F (Exc. Eastern) Modelos FL - Western			315 544		18163-01 A2160 503610C2 503550C1 47902-11 90044089 14QK-143 14QK-2100P4 14QK-29302				
--	--	---	----------------	---	--	--	--	--	--



Serie GU Granite

Modelos GU-713 con Eje Delantero de 20000 lb			315 620		25626048 14QK-427M				
---	--	---	----------------	---	-----------------------	--	--	--	--



					Número de parte Equipo Original				Número de parte Equipo Original
---	---	---	---	---	------------------------------------	---	---	---	------------------------------------

MACK



Serie MH - Ultraliner

			410 032		10-12032-000 10-12032-001 10-12032-002 10-12032-003 10-12032-004 10-12030-002 K374-11 K374-16 K374-26 K374-27 453576C92 14QK-373 14QK-378M 14QK-2110 F6HT-18080-CA F4HT-18080-AB				
--	--	---	----------------	---	---	--	--	--	--



Serie MH - Ultraliner









			315 556		14QK-373 14QK-377M 14QK-378M 14QK-2110 14QK-2115 5352858 UCA-5431				
--	--	---	----------------	---	---	--	--	--	--

Serie R

			315 544		18163-01 A2160 503610C2 503550C1 47902-11 90044089 14QK-143 14QK-2100P4 14QK-29302				
--	--	---	----------------	---	--	--	--	--	--



Serie R, RW

			315 556		14QK-373 14QK-377M 14QK-378M 14QK-2110 14QK-2115 5352858 UCA-5431				
--	--	---	----------------	---	---	--	--	--	--



					Número de parte Equipo Original				Número de parte Equipo Original
---	---	---	---	---	------------------------------------	---	---	---	------------------------------------

MACK

Serie R, RW





			410 032		10-12032-000 10-12032-001 10-12032-002 10-12032-003 10-12032-004 10-12030-002 K374-11 K374-16 K374-26 K374-27 453576C92 14QK-373 14QK-378M 14QK-2110 F6HT-18080-CA F4HT-18080-AB				
--	--	---	---------	---	---	--	--	--	--

Vision 60





Susp. Mecanica 40,000Lb			315 607		21436086 21436096 141700005839 141700005838				
-------------------------	--	--	---------	--	--	--	--	--	--

MERCEDES BENZ





Actros Inc.

2631 - 2658 Susp. Aire	13-15		131 622		A0063235400			280 940	A0063262900 A0053266800
---------------------------	-------	---	---------	---	-------------	---	---	---------	----------------------------





Famsa Chasis carga 9,11,12, 13, 14 Ton.









	88-92		410 022		3916352 3199947 37301-0001 12887-01 12887-02 57643			410 023	
--	-------	---	---------	---	---	---	---	---------	--

MBO Boxer serie 1417,1419, 1423, 1438, 1444

(Magno 930) Serie 1417, 1419, 1423, 1438, 1444	03-05		410 053		16-16868-000			410 052	16-16782-000
--	-------	---	---------	---	--------------	---	---	---------	--------------









Camión 9, 11, 12, 13, 14 Ton.

			410 022		3916352 3199947 37301-0001 12887-01 12887-02 57643			410 023	
--	--	---	---------	---	---	---	---	---------	--



					Número de parte Equipo Original				Número de parte Equipo Original
---	---	---	---	---	------------------------------------	---	---	---	------------------------------------

MERCEDES BENZ



Argosy

Susp. Tras. Aire 10,000, 12,000, 15,000lb Perfil Bajo								315 396	16-16577-000 16-18711-000
Susp. Tras. Aire 18,000 - 40,000lb Perfil bajo								315 393	16-14259-000 16-18706-000
Susp. Tras. Aire FAS II								510 018	16-13957-000 16-15817-000 16-18708-000 16-16764-000
Modelos con Suspension de Aire Trasera TufTrac								315 391	16-15770-000



Business Class FL50

Freightliner Business Class - M2			315 554		6803230300 579052 F4HT-18045-EA 47902-25 57905-2 59851-2 10-13205-000 141700010367 318-06-100 120-1 12608 18165-01 AR-995 43-8-015				
-------------------------------------	--	---	----------------	---	---	--	--	--	--





Business Class FL112









Susp. Aire FAS II								510 018	16-13957-000 16-15817-000 16-18708-000 16-16764-000
-------------------	--	--	--	--	--	---	---	----------------	--

Business Class Serie M2 106

35K & 60K			315 601		10-13760-000 10-12390-000 471700002991				
-----------	--	---	----------------	---	--	--	--	--	--

























Business Class Serie M2

Susp. Tras. Aire 18,000, 21,000, 23,000 & 40,000lb Perfil Bajo Susp. Del. Muelles 6,000 - 9,000lb.	04-12		315 597		10-12388-000 10-13592-000			315 393	16-14259-000 16-18706-000
--	-------	---	----------------	---	------------------------------	---	---	----------------	------------------------------



					Número de parte Equipo Original				Número de parte Equipo Original
---	---	---	---	---	------------------------------------	---	---	---	------------------------------------

MERCEDES BENZ



Business Class Serie M2

Susp. Tras. Aire FAS II Susp. Del. Muelles 6,000 - 9,000lb.	04-12		315 597		10-12388-000 10-13592-000			510 018	16-13957-000 16-15817-000 16-18708-000 16-16764-000
Susp. Tras. Aireliner 10,000, 12,000, 15,000 lb Perfil Bajo Susp. Del. Muelles 6,000 - 9,000 lb.	04-12		315 597		10-12388-000 10-13592-000			315 396	16-16577-000 16-18711-000
Susp. Tras. Mecanica 10,000, 12,500 & 16,000 lb. Susp. Del. Muelles 6,000 - 9,000 lb.	04-12		315 597		10-12388-000 10-13592-000			315 603	16-16486-000 16-18710-000 16-16442-000 16-18709-000 471700002994 471700002995
Susp. Tras. Mecanica 18,000, 21,000 & 23,000lb. Susp. Del. Muelles 6,000 - 9,000lb.	04-12		315 597		10-12388-000 10-13592-000			315 603	16-16486-000 16-18710-000 16-16442-000 16-18709-000 471700002994 471700002995
Susp. Tras. Resorte 60" Modelos con Muelles 18000 lb - 23000 lb Susp. Del. Muelles 6,000 - 9,000lb.	04-12		315 597		10-12388-000 10-13592-000			315 394	16-15765-000 16-18707-000
Modelos con Suspension de Aire Trasera TufTrac Susp. Del. Muelles 6,000 - 9,000lb.	04-12		315 597		10-12388-000 10-13592-000			315 391	16-15770-000



Business Class Serie MB & FL 50, 60, 70, 80









Susp. Aire FAS II								510 018	16-13957-000 16-15817-000 16-18708-000 16-16764-000
-------------------	--	--	--	--	--	---	---	---------	--

Business Class Serie

Susp. Mecanica 10,000 - 23,000lb	04-12		315 601		10-13760-000 10-12390-000 471700002991				
-------------------------------------	-------	---	---------	---	--	--	--	--	--





Cargo FC70 & FC80

Susp. Aire FAS II								510 018	16-13957-000 16-15817-000 16-18708-000 16-16764-000
-------------------	--	--	--	--	--	---	---	---------	--





					Número de parte Equipo Original				Número de parte Equipo Original
---	---	---	---	---	------------------------------------	---	---	---	------------------------------------

MERCEDES BENZ





Cascadia Day Cab

Susp. Tras. Airliner Susp. Del. de muelles 12,000 - 20,000lb Suspension Delantera Taperleaf 12000 lb	10-15		315 390		10-13809-000 10-13634-000 471700003920			315 395	16-18708-000 16-15817-000 471700002809
--	-------	---	---------	---	--	---	---	---------	--



Cascadia DD15 TC

Susp. Tras. Airliner Susp. Del. de muelles 12,000 -20,000lb Suspension Delantera Taperleaf 12000 lb	10-15		315 390		10-13809-000 10-13634-000 471700003920			315 395	16-18708-000 16-15817-000 471700002809
---	-------	---	---------	---	--	---	---	---------	--


Cascadia

Susp. Tras. Aire FAS II Susp. Del. de muelles 12,000 - 20,000lb Suspension Delantera Taperleaf 12000 lb	10-15		315 390		10-13809-000 10-13634-000 471700003920			315 395	16-18708-000 16-15817-000 471700002809
---	-------	---	---------	---	--	---	---	---------	--

Century Class C112 & C120









Susp. Tras. Aire 18,000, 21,000, 23,000, 40,000 lb Pefil Bajo Susp. Del. Muelles 12,000 lb								315 393	16-14259-000 16-18706-000
--	--	--	--	--	--	---	---	---------	------------------------------

Century Class C112 & C120

Susp. Tras. Aire FAS II & Susp. Del. Muelles 12,000lb								510 018	16-13957-000 16-15817-000 16-18708-000 16-16764-000
--	--	--	--	--	--	---	---	---------	--









Century Class C112 & C120

Modelos con Suspension de Aire Trasera TufTrac Susp. Del. Muelles 12,000lb								315 391	16-15770-000
--	--	--	--	--	--	---	---	---------	--------------





					Número de parte Equipo Original				Número de parte Equipo Original
---	---	---	---	---	------------------------------------	---	---	---	------------------------------------

MERCEDES BENZ





Classic & Classic XL

Susp. Tras. Aire FAS II	98-05		410 032		10-12032-000 10-12032-001 10-12032-002 10-12032-003 10-12032-004 10-12030-002 K374-11 K374-16 K374-26 K374-27 453576C92 14QK-373 14QK-378M 14QK-2110 F6HT-18080-CA F4HT-18080-AB			510 018	16-13957-000 16-15817-000 16-18708-000 16-16764-000
Susp. Muelles 12,000 lb Susp. Tras. Aire FAS II	00-09		410 026		10-13021-000 10-13211-000 10-13634-000 10-13809-000			510 018	16-13957-000 16-15817-000 16-18708-000 16-16764-000





Columbia 120

Susp. Tras. Airliner Susp. Del. Mecanica Suspension Delantera Taperleaf 12000 lb	05-13		315 390		10-13809-000 10-13634-000 471700003920			315 395	16-18708-000 16-15817-000 471700002809
---	-------	---	---------	---	--	---	---	---------	--



Columbia









Susp. Tras. Aire FAS II Susp. Del. Muelles 12,000lb	05-13		410 026		10-13021-000 10-13211-000 10-13634-000 10-13809-000			510 018	16-13957-000 16-15817-000 16-18708-000 16-16764-000
--	-------	---	---------	---	--	---	---	---------	--

Coronado

Susp. Del. Muelles 12,000 - 20,000lb & Susp. Tras. Aire FAS II	00-09		410 026		10-13021-000 10-13211-000 10-13634-000 10-13809-000			510 018	16-13957-000 16-15817-000 16-18708-000 16-16764-000
--	-------	---	---------	---	--	---	---	---------	--





FL106 Tracto

	01-04		410 022		3916352 3199947 37301-0001 12887-01 12887-02 57643				
--	-------	---	---------	---	---	--	--	--	--





					Número de parte Equipo Original				Número de parte Equipo Original
---	---	---	---	---	------------------------------------	---	---	---	------------------------------------

MERCEDES BENZ





FL112 Tracto

Susp. aire Tras. Airliner	01-04		410 026		10-13021-000 10-13211-000 10-13634-000 10-13809-000			510 018	16-13957-000 16-15817-000 16-18708-000 16-16764-000
---------------------------	-------	---	---------	---	--	---	---	---------	--



FL120 Tracto Columbia

Susp. aire Tras. Airliner	01-04		410 026		10-13021-000 10-13211-000 10-13634-000 10-13809-000			510 018	16-13957-000 16-15817-000 16-18708-000 16-16764-000
---------------------------	-------	---	---------	---	--	---	---	---------	--





FL120 Tracto









Susp. aire Tras. Airliner	01-04		410 032		10-12032-000 10-12032-001 10-12032-002 10-12032-003 10-12032-004 10-12030-002 K374-11 K374-16 K374-26 K374-27 453576C92 14QK-373 14QK-378M 14QK-2110 F6HT-18080-CA F4HT-18080-AB			510 018	16-13957-000 16-15817-000 16-18708-000 16-16764-000
---------------------------	-------	---	---------	---	---	---	---	---------	--

Legacy

Susp. Aire FAS II								510 018	16-13957-000 16-15817-000 16-18708-000 16-16764-000
-------------------	--	--	--	--	--	---	---	---------	--





Serie FLA & FLB

Susp. Aire FAS II			410 032		10-12032-000 10-12032-001 10-12032-002 10-12032-003 10-12032-004 10-12030-002 K374-11 K374-16 K374-26 K374-27 453576C92 14QK-373 14QK-378M 14QK-2110 F6HT-18080-CA F4HT-18080-AB			510 018	16-13957-000 16-15817-000 16-18708-000 16-16764-000
-------------------	--	---	---------	---	---	---	---	---------	--





					Número de parte Equipo Original				Número de parte Equipo Original
---	---	---	---	---	------------------------------------	---	---	---	------------------------------------

MERCEDES BENZ





Serie FLA









Susp. Hendrickson (RT/RTE/RS) Suspension de Aire AirGlide 400		410 032		10-12032-000			315 392						
				10-12032-001					10-12032-002	10-12032-003	10-12032-004	10-12030-002	16-12117-000

Serie FLB

Susp. Hendrickson (RT/RTE/RS) Suspension de Aire AirGlide 400		410 032		10-12032-000			315 392						
				10-12032-001					10-12032-002	10-12032-003	10-12032-004	10-12030-002	16-12117-000





Serie FLC & FLD 112 & 120

Susp. Aire 18,000, 21,000, 23,000 & 40,000lb Suspensión Trasera Perfil Bajo		410 032		10-12032-000			315 393	16-14259-000	16-18706-000
				10-12032-001					





					Número de parte Equipo Original				Número de parte Equipo Original
---	---	---	---	---	------------------------------------	---	---	---	------------------------------------

MERCEDES BENZ





Serie FLC & FLD 112 & 120









Susp. Aire FAS II		410 032		10-12032-000 10-12032-001 10-12032-002 10-12032-003 10-12032-004 10-12030-002 K374-11 K374-16 K374-26 K374-27 453576C92 14QK-373 14QK-378M 14QK-2110 F6HT-18080-CA F4HT-18080-AB			510 018	16-13957-000 16-15817-000 16-18708-000 16-16764-000
-------------------	---	---------	---	---	---	---	---------	--

Serie FLC & FLD

Modelos con Suspension de Aire Trasera TufTrac		410 032		10-12032-000 10-12032-001 10-12032-002 10-12032-003 10-12032-004 10-12030-002 K374-11 K374-16 K374-26 K374-27 453576C92 14QK-373 14QK-378M 14QK-2110 F6HT-18080-CA F4HT-18080-AB			315 391	16-15770-000
--	---	---------	---	---	---	---	---------	--------------





Serie FLC 112

Susp. Hendrickson (RT/RTE/RS) Suspension de Aire AirGlide 400		410 032		10-12032-000 10-12032-001 10-12032-002 10-12032-003 10-12032-004 10-12030-002 K374-11 K374-16 K374-26 K374-27 453576C92 14QK-373 14QK-378M 14QK-2110 F6HT-18080-CA F4HT-18080-AB			315 392	16-12117-000 16-18705-000 426744R91 453576C91 293009C91 453577C91 630127 630253 481700009802
--	---	---------	---	---	---	---	---------	--

					Número de parte Equipo Original				Número de parte Equipo Original
---	---	---	---	---	------------------------------------	---	---	---	------------------------------------





MERCEDES BENZ

Serie FLD 120





Susp. Hendrickson (RT/RTE/RS) Suspension de Aire AirGlide 400		410 032		10-12032-000 10-12032-001 10-12032-002 10-12032-003 10-12032-004 10-12030-002 K374-11 K374-16 K374-26 K374-27 453576C92 14QK-373 14QK-378M 14QK-2110 F6HT-18080-CA F4HT-18080-AB			315 392	16-12117-000 16-18705-000 426744R91 453576C91 293009C91 453577C91 630127 630253 481700009802
--	---	---------	---	---	---	---	---------	--

VOLVO





630 Tracto

Susp. Neway ADZ trasera		315 607		21436086 21436096 141700005839 141700005838			316 548	90045673 471700009229
-------------------------	---	---------	---	--	---	---	---------	--------------------------









Serie VHD (Todos)









Modelos con Suspension Trasera T-Ride		315 622		20433426 20434880			315 434	8060026 8073212 20433427 471700008934
--	---	---------	---	----------------------	---	---	---------	--

Serie VN Day Cab

Susp. Trasero Modelos 64T-430 Susp. Trasero Modelos 64T-670 Susp. Trasero Modelos 64T-780		315 607		21436086 21436096 141700005839 141700005838			315 435	21462378 21462380 21462384 471700009646 471700006038 471700009756
--	---	---------	---	--	---	---	---------	--





Serie VN

Susp. Tras. Mecanica		315 607		21436086 21436096 141700005839 141700005838			315 435	21462378 21462380 21462384 471700009646 471700006038 471700009756
Modelos 64T-670 con Suspension de Aire Trasera de 40,000 lb		315 607		21436086 21436096 141700005839 141700005838			315 609	8086651 20433425 20551628 47170031 249



					Número de parte Equipo Original				Número de parte Equipo Original
---	---	---	---	---	------------------------------------	---	---	---	------------------------------------

VOLVO





Serie VT

Modelos 64T-670 con Suspension de Aire Trasera de 40,000 lb		315 607		21436086 21436096 141700005839 141700005838			315 609	8086651 20433425 20551628 47170031 249
---	---	---------	---	--	---	---	---------	---

VN 770



Susp. Del. Hendrickson Airtek		315 415		64838002A 64838002 14QK-322M 20485633 64838002L 471700131 921				
-------------------------------	---	---------	---	--	--	--	--	--









VNL 300 Day Cab

Susp. Trasera Modelos 64T- 300 o 64T-300U		315 607		21436086 21436096 141700005839 141700005838			315 435	21462378 21462380 21462384 471700009646 471700006038 471700009756
--	---	---------	---	--	---	---	---------	--

STERLING



Series A-Line 9500

Susp. Del. Muelles 23,000 Susp. Tras. Aire HA-210, HA-230		410 032		10-12032-000 10-12032-001 10-12032-002 10-12032-003 10-12032-004 10-12030-002 K374-11 K374-16 K374-26 K374-27 453576C92 14QK-373 14QK-378M 14QK-2110 F6HT-18080-CA F4HT-18080-AB				
---	---	---------	---	---	--	--	--	--

					Número de parte Equipo Original				Número de parte Equipo Original
---	---	---	---	---	------------------------------------	---	---	---	------------------------------------

STERLING

Series L-Line 8500, 9500

Susp. Del. Muelles 23,000 Susp. Trasera Aire HA-210, HA-230			410 032		10-12032-000 10-12032-001 10-12032-002 10-12032-003 10-12032-004 10-12030-002 K374-11 K374-16 K374-26 K374-27 453576C92 14QK-373 14QK-378M 14QK-2110 F6HT-18080-CA				
---	--	---	---------	---	--	--	--	--	--

SUSPENSIONES



Suspensión Hendrickson Airtek

	10-15							315 661	58913-12
--	-------	--	--	--	--	---	---	---------	----------



Neway ADZ Series 123 & 126

Susp. Aire								315 599	90045599 90045605 471700004423
------------	--	--	--	--	--	---	---	---------	--------------------------------------



Neway ADZ Versión Corta









Susp. Aire	13-15							316 548	90045673 471700009229
------------	-------	--	--	--	--	---	---	---------	--------------------------

Neway AS-140 14,000 lb

Todos con Eje 13200 lb o 14600 lb, y Muelles de 54"			315 613		90045504				
--	--	---	---------	---	----------	--	--	--	--







Suspensión Hendrickson

DOLLY HT 230 Remolques HT250U-Y (Todos los Modelos) HS230 (Suspension de Aire Slider) Trailers con Suspension de Aire Neway AR90-14								410 056	90044162 S1667 A1667 AR-718-C AR-718-C-HD AR-781 AR-1434 AR-2451 90044095 A-20002
---	--	--	--	--	--	---	---	---------	--







					Número de parte Equipo Original				Número de parte Equipo Original
---	---	---	---	---	------------------------------------	---	---	---	------------------------------------

SUSPENSIONES



Suspensión Hendrickson









DOLLY HT 300T Remolques								510 017	A20002 A20126 A20126 A20889 S20002 S20126 S20889
Trailer Serie HS190T, HT190T & HT190U								315 552	A20001 S20001 90044162 90045075 90044642 90044685
HAS 360 / 400 / 402 / 460 Bajo Torque								410 057	47902-24 47902-28 F6HT-18080-FC 60670-005 60675-003

Suspensión Neway

Aire Trailer Serie AR41, AR45, AR50, AR51, AR90-1 & RL196A								315 552	A20001 S20001 90044162 90045075 90044642 90044685
Tractos Serie AD150								315 552	A20001 S20001 90044162 90045075 90044642 90044685
Tractos Serie ART500, ART505, ART541, ART555								315 552	A20001 S20001 90044162 90045075 90044642 90044685



OTRAS

RAMÍREZ Tracto	80-90		510 001		5534430 5534447 35901-3420 1091374 3172948 3199966				
----------------	-------	---	---------	---	---	--	--	--	--





					Número de parte Equipo Original				Número de parte Equipo Original
---	---	---	---	---	------------------------------------	---	---	---	------------------------------------

DINA (Autobuses)





D 300

	75-83		510 001		5534430 5534447 35901-3420 1091374 3172948 3199966				
--	-------	---	---------	---	---	--	--	--	--





Ballena, Delfín, Flexible, Todos

	75-85		510 001		5534430 5534447 35901-3420 1091374 3172948 3199966			510 001	5534430 5534447 35901-3420 1091374 3172948 3199966
--	-------	---	---------	---	---	---	---	---------	---





Avante, Dorado, Olímpico

	80-97		510 001		5534430 5534447 35901-3420 1091374 3172948 3199966			510 001	5534430 5534447 35901-3420 1091374 3172948 3199966
--	-------	--	---------	--	---	--	--	---------	---





Marco Polo









	97-01		510 001		5534430 5534447 35901-3420 1091374 3172948 3199966			510 001	5534430 5534447 35901-3420 1091374 3172948 3199966
--	-------	---	---------	---	---	---	---	---------	---

F12

	00-01		510 001		5534430 5534447 35901-3420 1091374 3172948 3199966			510 001	5534430 5534447 35901-3420 1091374 3172948 3199966
--	-------	---	---------	---	---	---	---	---------	---



Viaggio

GV 850 1000	97-01		510 001		5534430 5534447 35901-3420 1091374 3172948 3199966			510 001	5534430 5534447 35901-3420 1091374 3172948 3199966
-------------	-------	---	---------	---	---	---	---	---------	---



					Número de parte Equipo Original				Número de parte Equipo Original
---	---	---	---	---	------------------------------------	---	---	---	------------------------------------

DINA (Autobuses)



Urbano

551	90-97		410 009	$\frac{1}{T}$	128745 651442 659287 61300285		$\frac{1}{O}$	410 010	152C030010 3000098C1 3609400C1 3609400C2 501906C92 13424S 501906C91 3919925
-----	-------	---	---------	---------------	--	---	---------------	---------	--



Casa Bus Urbano

	96-01		510 001	$\frac{O}{O}$	5534430 5534447 35901-3420 1091374 3172948 3199966		$\frac{1}{O}$	410 010	152C030010 3000098C1 3609400C1 3609400C2 501906C92 13424S 501906C91 3919925
--	-------	---	---------	---------------	---	---	---------------	---------	--



Camión Urbano









Carrocería Capresa	90-00		410 009	$\frac{1}{T}$	128745 651442 659287 61300285		$\frac{1}{O}$	410 010	152C030010 3000098C1 3609400C1 3609400C2 501906C92 13424S 501906C91 3919925
--------------------	-------	---	---------	---------------	--	---	---------------	---------	--

D 600

Magno, MC2 y Citus	85-96		410 021	$\frac{O}{O}$	654894 654898 659004 47902-27 60670-001 60670-004 47902-19 47902-9 60670-008 537524C91 665783 47902-19 14QK-393AM		$\frac{O}{O}$	410 038	823196420
--------------------	-------	---	---------	---------------	---	---	---------------	---------	-----------





DINA Linner

Camión de pasaje de 10 a 15 toneladas	11-15		410 048	$\frac{O}{O}$	152E030030		$\frac{1}{O}$	410 010	152C030010 3000098C1 3609400C1 3609400C2 501906C92 13424S 501906C91 3919925
---------------------------------------	-------	---	---------	---------------	------------	---	---------------	---------	--





					Número de parte Equipo Original				Número de parte Equipo Original
---	---	---	---	---	------------------------------------	---	---	---	------------------------------------

DINA (Autobuses)





DINA Linner 8

Camión de pasaje de 10 a 15 toneladas	11-15		410 048		152E030030			410 010	152C030010 3000098C1 3609400C1 3609400C2 501906C92 13424S 501906C91 3919925
--	-------	---	---------	---	------------	---	---	---------	--





DINA Outsider

Camión de pasaje de 10 a 15 toneladas	11-15		410 048		152E030030			410 010	152C030010 3000098C1 3609400C1 3609400C2 501906C92 13424S 501906C91 3919925
--	-------	---	---------	---	------------	---	---	---------	--





DINA Picker









Camión de pasaje de 10 a 15 toneladas	11-15		410 048		152E030030			410 010	152C030010 3000098C1 3609400C1 3609400C2 501906C92 13424S 501906C91 3919925
--	-------	---	---------	---	------------	---	---	---------	--

DINA Runner 10E

Camión de pasaje de 10 a 15 toneladas	11-15		410 048		152E030030			410 010	152C030010 3000098C1 3609400C1 3609400C2 501906C92 13424S 501906C91 3919925
--	-------	---	---------	---	------------	---	---	---------	--



DINA Runner 8, 9 ,10

Camión de pasaje de 10 a 15 toneladas	11-15		410 048		152E030030			410 010	152C030010 3000098C1 3609400C1 3609400C2 501906C92 13424S 501906C91 3919925
--	-------	---	---------	---	------------	---	---	---------	--

					Número de parte Equipo Original				Número de parte Equipo Original
---	---	---	---	---	------------------------------------	---	---	---	------------------------------------



INTERNATIONAL - NAVISTAR

Magno

930 SC3 Urbano	00-02		410 009	$\frac{1}{T}$	128745 651442 659287 61300285		$\frac{1}{O}$	410 010	152C030010 3000098C1 3609400C1 3609400C2 501906C92 13424S 501906C91 3919925
----------------	-------	---	---------	---------------	--	---	---------------	---------	--



MCI

F12

	01-02		510 001	$\frac{O}{O}$	5534430 5534447 35901-3420 1091374 3172948 3199966		$\frac{O}{O}$	510 001	5534430 5534447 35901-3420 1091374 3172948 3199966
--	-------	---	---------	---------------	---	---	---------------	---------	---



MAN

18410



	05-08		510 040	$\frac{1}{T}$	8143701/6924		$\frac{1}{T}$	510 039	8143701/6893
--	-------	---	---------	---------------	--------------	---	---------------	---------	--------------

MERCEDES BENZ



Famsa

SubUrbano	88-92		410 022	$\frac{O}{O}$	3916352 3199947 37301-0001 12887-01 12887-02 57643		$\frac{O}{T}$	410 023	
-----------	-------	---	---------	---------------	---	---	---------------	---------	--



O371









2 y 3 ejes	93-01		410 011	$\frac{1}{T}$			$\frac{1}{T}$	410 011	
------------	-------	---	---------	---------------	--	---	---------------	---------	--

O371

Carrocería Irizar	93-01		410 011	$\frac{1}{T}$			$\frac{1}{T}$	410 011	
-------------------	-------	---	---------	---------------	--	---	---------------	---------	--





Andare

Suspensión Neway de 46000 lb (AD123-, AD246-)	02-04		410 040	$\frac{O}{O}$	90045384 66554540I 3945816 4940606 22012095 4940606 3192890 1745500		$\frac{O}{O}$	510 019	
--	-------	---	---------	---------------	--	---	---------------	---------	--





					Número de parte Equipo Original				Número de parte Equipo Original
---	---	---	---	---	------------------------------------	---	---	---	------------------------------------

MERCEDES BENZ





Allegro

OMC-1423, OMC-1425 OMC-1426	02-07		410 021		654894 654898 659004 47902-27 60670-001 60670-004 47902-19 47902-9 60670-008 537524C91 665783 47902-19 14QK-393AM			410 021	654894 654898 659004 47902-27 60670-001 60670-004 47902-19 47902-9 60670-008 537524C91 665783 47902-19 14QK-393AM
--------------------------------	-------	---	---------	---	---	---	---	---------	---





MP 100

2 ejes	89-94		410 011					410 011	
--------	-------	---	---------	---	--	---	---	---------	--





MP 115, 120

2 y 3 ejes	93-03		510 006					510 006	
------------	-------	--	---------	--	--	--	--	---------	--





MBO Boxer

Serie 1419, 1423, 1438, 1444 (Magno 930)	03-05		410 053		16-16868-000			410 052	16-16782-000
---	-------	---	---------	---	--------------	---	---	---------	--------------





OMC









Torino	03-09		410 051		16-16781-000			410 052	16-16782-000
--------	-------	---	---------	---	--------------	---	---	---------	--------------

Boxer HPN

Midibus Urbano (Magno 930 Urbano)	90-02		410 022		3916352 3199947 37301-0001 12887-01 12887-02 57643			410 023	
--------------------------------------	-------	---	---------	---	---	---	---	---------	--



Urbanus

Carrocería Busscar	90-02		410 021		654894 654898 659004 47902-27 60670-001 60670-004 47902-19 47902-9 60670-008 537524C91 665783 47902-19 14QK-393AM			410 021	654894 654898 659004 47902-27 60670-001 60670-004 47902-19 47902-9 60670-008 537524C91 665783 47902-19 14QK-393AM
--------------------	-------	---	---------	---	---	---	---	---------	---

					Número de parte Equipo Original				Número de parte Equipo Original
---	---	---	---	---	------------------------------------	---	---	---	------------------------------------



OISA

Marlin



	98-03		510 001	$\frac{1}{0}$	5534430 5534447 35901-3420 1091374 3172948 3199966		$\frac{1}{0}$	510 001	5534430 5534447 35901-3420 1091374 3172948 3199966
--	-------	---	---------	---------------	---	---	---------------	---------	---

SCANIA




Marco Polo

	96-01		510 006	$\frac{1}{1}$			$\frac{1}{1}$	510 006	
--	-------	---	---------	---------------	--	---	---------------	---------	--



K 124 IB

Tipo 4X2 con carrocería Busscar e Irizar	02-07		510 011	$\frac{1}{0}$	489509		$\frac{1}{1}$	510 006	
---	-------	---	---------	---------------	--------	---	---------------	---------	--

Marco Polo



Tipo 1150 con carrocería Scania	98-03		510 006	$\frac{1}{1}$			$\frac{1}{1}$	510 006	
							$\frac{1}{0}$	510 007	Eje patín, Tercer eje

K124 IB



Tipo 6X2 con carrocería Irizar	02-05		510 011	$\frac{1}{0}$	489509		$\frac{1}{1}$	510 006	
-----------------------------------	-------	---	---------	---------------	--------	---	---------------	---------	--

VOLVO



BRT 7300

Articulado & Biarticulado B12MA & B12M	10-15		316 545	$\frac{0}{0}$	20549244 481700001511		$\frac{0}{0}$	316 544	20549248 481700001512
---	-------	---	---------	---------------	--------------------------	---	---------------	---------	--------------------------



C10 y C11









Urbano	01-05		410 038	$\frac{0}{0}$	823196420		$\frac{0}{0}$	410 038	823196420
--------	-------	---	---------	---------------	-----------	---	---------------	---------	-----------

MASA Estrada

	94-01		312 724	$\frac{1}{0}$	21129406		$\frac{1}{1}$	510 009	45112 1091358 3919924 21129410
--	-------	---	---------	---------------	----------	---	---------------	---------	---





Carrocería Busscar

2 ejes	94-01		312 724	$\frac{1}{0}$	21129406		$\frac{1}{1}$	510 009	45112 1091358 3919924 21129410
--------	-------	---	---------	---------------	----------	---	---------------	---------	---









					Número de parte Equipo Original				Número de parte Equipo Original
---	---	---	---	---	------------------------------------	---	---	---	------------------------------------

VOLVO
















Carrocería Buscar









3 ejes B12R Tipo 6X2	94-01		312 724		21129406			510 009	45112 1091358 3919924 21129410
----------------------	-------	---	---------	---	----------	---	---	---------	---

7550





2 ejes Tipo 4X2	99-05		410 069		3037213 20540056 A30506 141700000901			410 070	3036162 3031626 70321696 141700000800 A30505
3 ejes Tipo 6X2	99-05		410 069		3037213 20540056 A30506 141700000901			410 070	3036162 3031626 70321696 141700000800 A30505

9700













	02-05		510 024		70321695 A45532 481700000801			410 070	3036162 3031626 70321696 141700000800 A30505
						3er. Eje		410 050	70321697 471700002357 A36529 471700000802 70377009
TX B12B Tipo 6X2 FWS-I	06-07		510 024		70321695 A45532 481700000801			410 070	3036162 3031626 70321696 141700000800 A30505
						3er. Eje		410 050	70321697 471700002357 A36529 471700000802 70377009
B12B Tipo 4x2, Tipo 6x2 FWS-I B12B Tipo 4x2, Tipo 6x2 FWS-R	08-11		316 547		70377050 70377024 471700003595 471700002580			316 546	70377020 471700002759
						3er. Eje		410 050	70321697 471700002357 A36529 471700000802 70377009






					Número de parte Equipo Original				Número de parte Equipo Original
---	---	---	---	---	------------------------------------	---	---	---	------------------------------------

VOLVO

MASA									
502, 502M, 2030 y Trolebús 500	78-85							510 001	5534430 5534447 35901-3420 1091374 3172948 3199966
Somex serie 2000 y 5000	78-85							510 001	5534430 5534447 35901-3420 1091374 3172948 3199966



OTRAS MARCAS

BECK									
	70-80		510 001		5534430 5534447 35901-3420 1091374 3172948 3199966			510 001	5534430 5534447 35901-3420 1091374 3172948 3199966
PEÑA									
	88-90		510 001		5534430 5534447 35901-3420 1091374 3172948 3199966			510 001	5534430 5534447 35901-3420 1091374 3172948 3199966
SULTANA									
	85-90		510 001		5534430 5534447 35901-3420 1091374 3172948 3199966			510 001	5534430 5534447 35901-3420 1091374 3172948 3199966



					Número de parte Equipo Original
---	---	---	--	---	------------------------------------

CAJAS DE TRAILERS





Dolly Susp. Hendrickson

HT300T				510 017	A20002 A20126 A20126 A20889 S20002 S20126 S20889
--------	--	---	---	---------	--

87 Great Dane

				315 542	18164-01 A4084 S4084 2029200C91 17403-01 17408-01 17358-01 AS3069B
--	--	---	---	---------	---

Canada Corp.

Susp. Aire Hendrickson HT250U Susp. Aire Hendrickson HT250U-Y				315 423	665174 59024 665267 7604-3371 90044642 AR-1141 AR-1141-C 90044017 1081933 A-2212 43-4-236 43-4-279 43-8-031 90045338
Susp. Aire Neway AR92-17				315 423	665174 59024 665267 7604-3371 90044642 AR-1141 AR-1141-C 90044017 1081933 A-2212 43-4-236 43-4-279 43-8-031 90045338



SACHS

Número de parte
Equipo Original

CAJAS DE TRAILERS

Canada Corp.

Susp. Aire Neway RL196-16, RL196-17				315 423	665174 59024 665267 7604-3371 90044642 AR-1141 AR-1141-C 90044017 1081933 A-2212 43-4-236 43-4-279 43-8-031 90045338
-------------------------------------	--	--	--	----------------	---

Fruehauf

				410 056	90044162 S1667 A1667 AR-718-C AR-718-C-HD AR-781 AR-1434 AR-2451 90044095 A-20002
--	--	--	--	----------------	--

Great Dane






				315 544	18163-01 A2160 503610C2 503550C1 47902-11 90044089 14QK-143 14QK-2100P4 14QK-29302
--	--	--	--	----------------	--

Hendrickson HS190T

Slider Air Suspension				315 411	90044162 A-20001 90044162 90045298
-----------------------	--	--	--	----------------	---



Hendrickson HT190U

Incluye HT190T (Todos los Modelos)				315 411	90044162 A-20001 90044162 90045298
------------------------------------	--	--	--	----------------	---



					Número de parte Equipo Original
---	---	---	--	---	------------------------------------

CAJAS DE TRAILERS



Hendrickson T-15-324

Air Suspension				315 544	18163-01 A2160 503610C2 503550C1 47902-11 90044089 14QK-143 14QK-2100P4 14QK-29302
----------------	--	---	---	---------	--



Hendrickson HT250U

				315 544	18163-01 A2160 503610C2 503550C1 47902-11 90044089 14QK-143 14QK-2100P4 14QK-29302
--	--	---	---	---------	--



Hendrickson HT300T






				315 544	18163-01 A2160 503610C2 503550C1 47902-11 90044089 14QK-143 14QK-2100P4 14QK-29302
--	--	---	---	---------	--

Neway Air Suspension Serie AR250

AR250-16 & AR250-17				315 544	18163-01 A2160 503610C2 503550C1 47902-11 90044089 14QK-143 14QK-2100P4 14QK-29302
---------------------	--	---	---	---------	--



Neway Air Suspension Serie AE90

AR90-14, AR90-15, AR90-16 & AR90-17				315 544	18163-01 A2160 503610C2 503550C1 47902-11 90044089 14QK-143 14QK-2100P4 14QK-29302
-------------------------------------	--	---	---	---------	--



					Número de parte Equipo Original
---	---	---	--	---	------------------------------------

CAJAS DE TRAILERS



Neway Air Suspension AR92-18

				315 544	18163-01 A2160 503610C2 503550C1 47902-11 90044089 14QK-143 14QK-2100P4 14QK-29302
--	--	---	---	----------------	--



Neway Air Suspension AR93-17

				315 544	18163-01 A2160 503610C2 503550C1 47902-11 90044089 14QK-143 14QK-2100P4 14QK-29302
--	--	---	---	----------------	--



Neway Air Suspension RL228-17






				315 544	18163-01 A2160 503610C2 503550C1 47902-11 90044089 14QK-143 14QK-2100P4 14QK-29302
--	--	---	---	----------------	--

Neway Air Suspension RL250-16

				315 544	18163-01 A2160 503610C2 503550C1 47902-11 90044089 14QK-143 14QK-2100P4 14QK-29302
--	--	---	---	----------------	--



Neway Air Suspension RL250-17

				315 544	18163-01 A2160 503610C2 503550C1 47902-11 90044089 14QK-143 14QK-2100P4 14QK-29302
--	--	---	---	----------------	--



					Número de parte Equipo Original
---	---	---	--	---	------------------------------------

CAJAS DE TRAILERS



Neway Air Suspension RLSA228

				315 544	18163-01 A2160 503610C2 503550C1 47902-11 90044089 14QK-143 14QK-2100P4 14QK-29302
--	--	---	---	----------------	--



Ridewell Corp. Susp. RAR-210

				315 542	18164-01 A4084 S4084 2029200C91 17403-01 17408-01 17358-01 AS3069B
--	--	---	---	----------------	---



Ridewell Corp. Susp. RAR-221

AS-11-USW				315 542	18164-01 A4084 S4084 2029200C91 17403-01 17408-01 17358-01 AS3069B
-----------	--	---	---	----------------	---



SAF Holland Serie AR






AR-41, AR-45, AR-50, AR-51 AR-51-US, AR-90-1, AR-92				315 411	90044162 A-20001 90044162 90045298
--	--	---	---	----------------	---

SAF Holland Serie ARL20

ARL20-D, ARL20-D-US				315 411	90044162 A-20001 90044162 90045298
---------------------	--	---	---	----------------	---



SAF Holland Serie ART

ART-500, ART-505, ART-541 ART-551, ART-555				315 411	90044162 A-20001 90044162 90045298
---	--	---	---	----------------	---



					Número de parte Equipo Original
---	---	---	--	---	------------------------------------

CAJAS DE TRAILERS



SAF Holland Serie CB, CBX, NL & NS

CB-2300, CB-400/4000, CBX 23 NL-200, NS-190, NS-400, NS-450				315 411	90044162 A-20001 90044162 90045298
--	--	---	--	---------	---





SAF Holland Serie RL & RL






RL-196A, RL-228, RLU-228, RLU-250				315 411	90044162 A-20001 90044162 90045298
-----------------------------------	--	---	--	---------	---

Susp. Aire Hendrickson

T-6-062, 370 & 422				410 056	90044162 S1667 A1667 AR-718-C AR-718-C-HD AR-781 AR-1434 AR-2451 90044095 A-20002
--------------------	--	---	--	---------	--


Susp. Aire Neway

RLSA228-4214, RLSA228-4215, RLSA228-4216 RLSA228-4814, RLSA228-4815, RLSA228-4816				315 423	665174 59024 665267 7604-3371 90044642 AR-1141 AR-1141-C 90044017 1081933 A-2212 43-4-236 43-4-279 43-8-031 90045338
RL250-14 RL250-15				315 423	665174 59024 665267 7604-3371 90044642 AR-1141 AR-1141-C 90044017 1081933 A-2212 43-4-236 43-4-279 43-8-031 90045338


					Número de parte Equipo Original
---	---	---	--	---	------------------------------------

CAJAS DE TRAILERS


Susp. Chalmers

Capacidad 40,000 lbs			o/o	315 423	665174 59024 665267 7604-3371 90044642 AR-1141 AR-1141-C 90044017 1081933 A-2212 43-4-236 43-4-279 43-8-031 90045338
----------------------	--	---	-----	----------------	---


Susp. DURA






			o/o	315 423	665174 59024 665267 7604-3371 90044642 AR-1141 AR-1141-C 90044017 1081933 A-2212 43-4-236 43-4-279 43-8-031 90045338
--	--	---	-----	----------------	---

Susp. Hendrickson Aire T-9-106, 278 & 313

			o/o	315 542	18164-01 A4084 S4084 2029200C91 17403-01 17408-01 17358-01 AS3069B
--	--	---	-----	----------------	---



Susp. Hendrickson HS230

			o/o	510 017	A20002 A20126 A20126 A20889 S20002 S20126 S20889
--	--	---	-----	----------------	--



					Número de parte Equipo Original
---	---	---	--	---	------------------------------------

CAJAS DE TRAILERS



Susp. Hendrickson HT250U

				510 017	A20002 A20126 A20126 A20889 S20002 S20126 S20889
--	--	---	--	---------	--



Susp. Hendrickson MT45

DOLLY HT 230 Remolques HT250U-Y (Todos los Modelos) HS230 (Suspension de Aire Slider) Trailers con Suspension de Aire Neway AR90-14				410 056	90044162 S1667 A1667 AR-718-C AR-718-C-HD AR-781 AR-1434 AR-2451 90044095 A-20002
---	--	---	--	---------	--



Susp. Hendrickson TMB-17-135






				315 542	18164-01 A4084 S4084 2029200C91 17403-01 17408-01 17358-01 AS3069B
--	--	---	--	---------	---

Susp. Page

				315 423	665174 59024 665267 7604-3371 90044642 AR-1141 AR-1141-C 90044017 1081933 A-2212 43-4-236 43-4-279 43-8-031 90045338
--	--	---	--	---------	---


Susp. Reyco 1207, 1209, 1212






Suspension Reyco 88				315 542	18164-01 A4084 S4084 2029200C91 17403-01 17408-01 17358-01 AS3069B
---------------------	--	---	--	---------	---

					Número de parte Equipo Original
---	---	---	--	---	------------------------------------





















CAJAS DE TRAILERS

Trailer Fruehauf

Modelos RD800 con Amortiguadores & Suspension Taperleaf (SWT & SWTL 561)(ST-34)			o/o	315 556	14QK-373 14QK-377M 14QK-378M 14QK-2110 14QK-2115 5352858 UCA-5431
---	--	---	-----	---------	---

					Número de parte Equipo Original
---	---	---	---	---	------------------------------------

FREIGHTLINER (Cabina)

Century Class					
				315 555	18-41762-000 18-30378-000 18-32999-000
Columbia					
				315 555	18-41762-000 18-30378-000 18-32999-000
Coronado					
				315 555	18-41762-000 18-30378-000 18-32999-000
Cascadia					
High Roof Sleeper				315 616	18-60695-000 18-60764-000
Columbia					
Cabina High Roof Sleeper				315 616	18-60695-000 18-60764-000
Business Class					
Serie M2 Susp. Aire				315 656	18-47350-000 18-60766-000
Serie M2 Susp. Mecanica				315 657	18-47349-000 18-60767-000
Business Class Serie M2 Crew Cab				315 658	18-43504-000 18-60768-000
Serie FLA					
FLA Dormitorio con Suspension de Aire				315 660	18-60769-000 681-891-02-05
FLD					
Serie 112 & 120 Cabina D2				315 659	18-41762-001 18-60765-001

LISTA NUMÉRICA

No. de Parte	Año	Pos.	Aplicación
112 002	05-15	D	Daf FAC 85 360, 410, 460, 510 Susp. Neumática
	05-15	T	Daf FAX 85 360, 410, 460, 510 Susp. Neumática
131 622	13-15	D	Mercedes Benz Actros Inc. 2631 - 2658 Susp. Aire
280 940	13-15	T	Mercedes Benz Actros Inc. 2631 - 2658 Susp. Aire
290 981	05-15	T	Daf FAC 85 360, 410, 460, 510 Susp. Neumática
312 724	94-01 94-01	D	Volvo Autobús MASA Estrada
		D	Volvo Autobús Carrocería Busscar 2 ejes
		D	Volvo Autobús Carrocería Busscar 3 ejes
315 390	10-15	D	Freightliner Cascadia Day Cab Susp. muelles 12,000 -20,000lb
	10-15	D	Freightliner Cascadia DD15TC Susp. muelles 12,000 -20,000lb
	10-15	D	Freightliner Cascadia Susp. muelles 12,000 -20,000lb
	05-13	D	Freightliner Columbia 120 Susp. Mecanica
315 391		T	Freightliner Argosy Susp. Tufftrac
		T	Freightliner Business Class Serie M2 Susp. Tufftrac
		T	Freightliner Century Class C112 & C120 Susp. Tufftrac
		T	Freightliner Serie FLC & FLD Susp. Tufftrac
315 392		T	Freightliner Serie FLA Susp. Hendrickson (RT/RTE/RS)
		T	Freightliner Serie FLB Susp. Hendrickson (RT/RTE/RS)
		T	Freightliner Serie FLC 112 Susp. Hendrickson (RT/RTE/RS)
		T	Freightliner Serie FLD 120 Susp. Hendrickson (RT/RTE/RS)
315 393		T	Freightliner Argosy Susp. Aire 18,000 - 40,000lb
		T	Freightliner Business Class Serie M2 Susp. Aire 18,000, 21,000, 23,000 & 40,000lb
		T	Freightliner Century Class C112 & C120 Susp. Aire 18,000, 21,000, 23,000 40,000 lb
		T	Freightliner Serie FLC & FLD 112 & 120 Susp. Aire 18,000, 21,000, 23,000 & 40,000lb
315 394		T	Freightliner Business Class Serie M2 Susp. Resorte 60"
315 395	10-15	T	Freightliner Cascadia Day Cab Susp. Airliner
	10-15	T	Freightliner Cascadia DD15TC Susp. Airliner
	10-15	T	Freightliner Cascadia Susp. Aire FAS II
	05-13	T	Freightliner Columbia 120 Susp. Airliner
315 396		T	Freightliner Argosy Susp. Aire 10,000, 12,000, 15,000lb
		T	Freightliner Business Class Serie M2 Susp. Airliner 10,000, 12,000, 15,000 lb
315 411		T	Cajas de Trailers Hendrickson HS190T Slider Air Suspension
		T	Cajas de Trailers Hendrickson HT190U
		T	Cajas de Trailers SAF Holland Serie AR
		T	Cajas de Trailers SAF Holland Serie ARL20
		T	Cajas de Trailers SAF Holland Serie ART
		T	Cajas de Trailers SAF Holland Serie CB, CBX, NL & NS
		T	Cajas de Trailers SAF Holland Serie RL
315 415		D	Mack Serie CX & CXN Serie Vision Susp. Hendrickson Airtek
		D	Volvo Tracto VN 770 Susp. Hendrickson Airtek
315 416		T	International Navistar Serie 1452 & 1652 Susp. Aire International

LISTA NUMÉRICA

No. de Parte	Año	Pos.	Aplicación
315 416		T	International Navistar Serie 2275, F2275, 2524, F2524 Susp. Aire International
		T	International Navistar Serie 2554, 2574, 2654 & 2674 Susp. Aire International
		T	International Navistar Serie 4600, 4700, 4800 & 4900 Susp. Aire International
		T	International Navistar Serie 7100 Workstar Susp. Aire International
		T	International Navistar Serie 8100, 8200 & 8300 Susp. Aire International
		T	International Navistar Serie 9100, 9200 Susp. Aire International
		T	International Navistar Serie 9100i, 9200i, 9400i Susp. Aire International
		T	International Navistar Serie 9300 & 9400 Susp. Aire International
		T	International Navistar Serie 9600 & 9700 Susp. Aire International
		T	International Navistar Serie 9900i & 9900ix Susp. Aire International
		T	International Navistar Serie F & S 1600, 1700, 1800, 1900 & 2100 Susp. Aire International
315 417		T	International Navistar Serie 8500 & 8600
		T	International Navistar Serie 9100i, 9200i, 9400i Susp. IAS
		T	International Navistar Serie 9900i, 9900ix Susp. IAS
		T	International Navistar Serie Lonestar Susp. Aire 40,000lb
		T	International Navistar Serie Prostar Susp. Aire 40,000lb
315 418		D	International Navistar Serie 1452 & 1652 Susp. 9,000 - 12,000lb
		D	International Navistar Serie 1624, 1654, 1724 1754, 1824, 1854 Susp. 9,000 - 12,000lb
		D	International Navistar Serie 1924, F1924, 1925 1954, F1954, 1955 Susp. 9,000 - 12,000lb
		D	International Navistar Serie 2124, 2125, F2125, 2154 & 2155 Susp. 9,000 - 12,000lb
		D	International Navistar Serie 2275, F2275, 2524, F2524 Susp. 9,000 - 12,000lb
		D	International Navistar Serie 2554, 2574, 2654 & 2674 Susp. Mecanica 9,000 - 12,000lb
		D	International Navistar Serie 4600, 4700, 4800, 4900 Susp. 9,000 - 12,000lb
		D	International Navistar Serie 7100 Workstar Susp. 9,000 - 12,000lb
		D	International Navistar Serie 8100, 8200, 8300 Susp. 9,000 - 12,000lb
		D	International Navistar Serie F & S 1600, 1700, 1800, 1900 & 2100
		D	International Navistar Serie M1400 & M1600 Susp. 9,000 - 12,000lb
315 420		D	Mack Serie CHU 613 Pinnacle Susp.12,000 & 14,600 lb.
315 423		T	Cajas de Trailers Canada Corp. Susp. Aire Hendrickson HT250U
		T	Cajas de Trailers Canada Corp. Susp. Aire Neway AR92-17
		T	Cajas de Trailers Canada Corp. Susp. Aire Neway RL196-16, RL196-17
		T	Cajas de Trailers Susp. Aire Neway RLSA228-4214, RLSA228-4215, RLSA228-4216
		T	Cajas de Trailers Susp. Aire Neway RL250-14, RL250-15
		T	Cajas de Trailers Susp. Chalmers
		T	Cajas de Trailers Susp. DURA
T	Cajas de Trailers Susp. Page		

LISTA NUMÉRICA

No. de Parte	Año	Pos.	Aplicación
315 424	98-07	T	Kenworth C500, C500B, C500K, C540 & C500 Susp. Air Glide 380 - 38,000lb
		T	Kenworth T2000 Susp. Air Glide 380 - 40,000lb
		T	Kenworth T600, T600A, T600B & T602 Susp. Air Glide 380 - 40,000lb
		T	Kenworth W900, W900B, W900L & W900S Susp. Air Glide 380 - 40,000 lb
315 434		T	Volvo Serie VHD
315 435		T	Volvo Serie VN Day Cab
315 540		D	International Navistar Serie 4600, 4700, 4800 & 4900 Susp. Aire International
		T	International Navistar Serie 1452 & 1652 Susp. Mecanica
315 542		T	International Navistar Serie 5070 6X4 Susp. Aire Neway 14UKY
		T	International Navistar Serie 8100, 8200, 8300 Susp. Aire Neway 14UKY
		T	International Navistar Serie 9100, 9200 Susp. Aire Neway 14UKY
		T	International Navistar Serie 9300 & 9400 Susp. Aire Neway 14UKY
		T	Cajas de Trailers 87 Great Dane
		T	Cajas de Trailers Ridewell Corp. Susp. RAR-210
		T	Cajas de Trailers Ridewell Corp. Susp. RAR-221, AS-11-USW
		T	Cajas de Trailers Susp. Hendrickson Aire T-9-106, 278 & 313
		T	Cajas de Trailers Susp. Hendrickson TMB-17-135
T	Cajas de Trailers Susp. Reyco 1207, 1209, 1212		
315 544	98-07	D	International Navistar Serie 9300 & 9400 Susp. Del. Hendrickson RS/ RTE-380
		D	International Navistar Serie 9600 & 9700 Susp. Del. International STL
		D	Kenworth T800, T800A, T800B, T800SH, T800H & T800W Susp. Neway Serie AR y RL
		D	Mack Serie F & FL Western
		D	Mack Serie R
		T	Cajas de Trailers Great Dane
		T	Cajas de Trailers Hendrickson T-15-324 Air Suspension
		T	Cajas de Trailers Hendrickson HT250U
		T	Cajas de Trailers Hendrickson HT300T
		T	Cajas de Trailers Neway Air Suspension Serie AR250
		T	Cajas de Trailers Neway Air Suspension Serie AE90
		T	Cajas de Trailers Neway Air Suspension AR92-18
		T	Cajas de Trailers Neway Air Suspension AR93-17
		T	Cajas de Trailers Neway Air Suspension RL228-17
T	Cajas de Trailers Neway Air Suspension RL250-16		
T	Cajas de Trailers Neway Air Suspension RL250-17		
T	Cajas de Trailers Neway Air Suspension RLSA228		
315 545		D	International Navistar Serie 4900 Con Puertas Duales
		D	International Navistar Serie 8100, 8200, 8300 Susp. 12,000 - 14,000lb
		D	International Navistar Serie 9100, 9200 Susp. 12,000 - 14,000lb
		D	International Navistar Serie 9300, 9400 Susp. 12,000 - 14,000lb
		D	International Navistar Serie 9600, 9700 Susp. 12,000 - 14,000lb
		D	International Navistar Serie 9900i, 9900ix Susp. 12,000 - 14,000lb
315 547		D	International Navistar Serie 9100i, 9200i, 9400i
315 548	98-07	D	Kenworth T600, T600A, T600B & T602 Susp. Aire

LISTA NUMÉRICA

No. de Parte	Año	Pos.	Aplicación
315 551	98-07 98-07	T	Kenworth C500, C500B, C500K, C540 & C500 Susp. 8 Bolsas Air Glide 100
		T	Kenworth K100, K100E & K125 Susp. 8 Bolsas Air Glide 100
		T	Kenworth K300 & T300 Susp. 8 Bolsas Air Glide 100
		T	Kenworth T2000 Susp. 8 Bolsas Air Glide 100
		T	Kenworth T400, T400B & T450B Susp. 8 Bolsas Air Glide 100
		T	Kenworth T600, T600A, T600B & T602 Susp. 8 Bolsas Air Glide 100
		T	Kenworth T800, T800A, T800B, T800SH, T800H & T800W Susp. 8 Bolsas Air Glide 100
		T	Kenworth W900, W900B, W900L & W900S Susp. 8 Bolsas Air Glide 100
315 552		T	Suspensiones Hendrickson Trailer Serie HS190T, HT190T & HT190U
		T	Suspensiones Neway Aire Trailer Serie AR41, AR45, AR50, AR51, AR90-1 & RL196A
		T	Suspensiones Neway Serie AD150
		T	Suspensiones Neway Serie ART500, ART505, ART541, ART555
315 553	98-07 98-07	T	Kenworth C500, C500B, C500K, C540 & C500 Susp. 8 Bolsas Air Glide 200
		T	Kenworth K100, K100E & K125 Susp. 8 Bolsas Air Glide 200
		T	Kenworth K300 & T300 Susp. 8 Bolsas Air Glide 200
		T	Kenworth T2000 Susp. 8 Bolsas Air Glide 200
		T	Kenworth T400, T400B & T450B Susp. 8 Bolsas Air Glide 200
		T	Kenworth T600, T600A, T600B & T602 Susp. 8 Bolsas Air Glide 200
		T	Kenworth T800, T800A, T800B, T800SH, T800H & T800W Susp. 8 Bolsas Air Glide 200
		T	Kenworth W900, W900B, W900L & W900S Susp. 8 Bolsas Air Glide 200
315 554		D	Freightliner Business Class FL 50
315 555		Cab	Freightliner Century Class
		Cab	Freightliner Columbia
		Cab	Freightliner Coronado
315 556		D	Mack Serie F & FL Susp. Standard
		D	Mack Serie MH - Ultraliner
		D	Mack Serie R, RW
		T	Cajas de Trailers Fruehauf
315 597		D	Freightliner Business Class Serie M2 Susp. Muelles 6,000 - 9,000lb.
315 599	08-15	T	Kenworth T660, T680 Susp. Neway ADZ252
		T	Suspensiones Neway ADZ Series 123 & 126 Susp. Aire
315 601		D	Freightliner Business Class Serie M2 106 35K & 60K
		D	Freightliner Business Class Serie Susp. Mecanica 10,000 - 23,000lb
315 603		T	Freightliner Business Class Serie M2 Susp. Tras. Mecanica 10,000, 12,500 & 16,000 lb.
		T	Freightliner Business Class Serie M2 Susp. Tras. Mecanica 18,000, 21,000 & 23,000lb.
315 607		D	Mack Granite Day Cab Mechanical Susp. 40,000Lb
		D	Mack Vision 60 Susp. Mecanica 40,000Lb
		D	Volvo Tracto 630
		D	Volvo Serie VN Day Cab
		D	Volvo Serie VN
		D	Volvo Serie VT

LISTA NUMÉRICA

No. de Parte	Año	Pos.	Aplicación
315 607		D	Volvo Tracto VNL 300 Day Cab
315 608		T T	Mack Serie CX & CXN Vision Susp. Aire Mack Mack Serie CXU Pinnacle Susp. Aire. Maxlite 40,000lb
315 609		T T	Volvo Serie VN Susp. Aire Volvo Serie VT Susp. Aire
315 613		D	Suspensiones Neway AS-140 14,000 lb
315 616		Cab Cab	Freightliner Cascadia Cabina High Roof Sleeper Freightliner Columbia Cabina High Roof Sleeper
315 620		D D	Mack Serie CT Granite Susp. 20,000 lb. Multi-Leaf Spring Mack Serie GU Granite
315 621		D	Mack Serie CT Granite Susp. Muelle
315 622		D	Volvo Serie VHD
315 653	08-15	D	Kenworth T660, T680 Susp. Aire Susp.
315 654	08-15	D	Kenworth T660, T680 Susp. Del. Muelles
315 655	08-15	T	Kenworth T660, T680 Susp. 8 Bolsas
315 656		Cab	Freightliner Business Class Serie M2 Susp. Aire
315 657		Cab	Freightliner Business Class Serie M2 Susp. Mecanica
315 658		Cab	Freightliner Business Class Serie M2 Crew Cab
315 659		Cab	Freightliner FLD Serie 112 & 120 Cabina D2
315 660		Cab	Freightliner Serie FLA
315 661	10-15	T	Suspensiones Hendrickson Airtek
316 544	10-15 10-15	T Patín	Volvo BRT 7300 Articulado & Biarticulado B12MA & B12M Volvo BRT 7300 Articulado & Biarticulado B12MA & B12M
316 545	10-15	D	Volvo BRT 7300 Articulado & Biarticulado, B12MA & B12M
316 546	08-11	T	Volvo 9700 Autobús B12B 4x2, 6x2 FWS-I, B12B 4x2, 6x2 FWS-R
316 547	08-11	D	Volvo 9700 Autobús B12B 4x2, 6x2 FWS-I, B12B 4x2, 6x2 FWS-R
316 548	13-15	T T	Volvo Tracto 630 Susp. Neway ADZ trasera Suspensiones Neway ADZ Versión Corta Susp. Aire
410 009	98-00 90-97 90-00 00-02	D D D D	International Navistar DT 466 serie 4700 & 4900 Chasis Carga Dina Urbano 551 Dina Camión Urbano carrocería Capresa International Navistar Urbano Magno 930 SC3
410 010	98-01 98-01 98-01 90-97 01-05 98-00 90-97 96-01 90-00 11-15 11-15 11-15 11-15	T T T T T T T T T T T T T T	Dina Chasis Pasaje 55519070 Dina Chasis Pasaje 55319072 Dina Chasis Pasaje 65421071 Dina Camión 13, 15, 21 Ton. International Navistar DT 466 serie 4300, 4400, Chasis Carga International Navistar DT 466 serie 4700 & 4900, Chasis Carga Dina Urbano 551 Dina Urbano Casa Bus Dina Camión Urbano carrocería Capresa Dina Linner Dina Linner 8 Dina Outsider Dina Picker

LISTA NUMÉRICA

No. de Parte	Año	Pos.	Aplicación
410 010	11-15	T	Dina Runner 10E
	11-15	T	Dina Runner 8, 9 ,10
	00-02	T	International Navistar Urbano Magno 930 SC3
410 011	93-01	D	Mercedes Benz Autobús Serie O371 2 & 3 ejes
	93-01	D	Mercedes Benz Carrocería Irizar Autobús
	89-94	D	Mercedes Benz Autobús MP 100 2 ejes
	93-01	T	Mercedes Benz Serie O371 Autobús 2 & 3 ejes
	93-01	Patín	Mercedes Benz Serie O371 Autobús 2 & 3 ejes
	93-01	T	Mercedes Benz Carrocería Irizar Autobús
	93-01	Patín	Mercedes Benz Carrocería Irizar Autobús
	89-94	T	Mercedes Benz MP 100 2 ejes
410 021	85-96	D	Dina D 600 Magno, MC2 y Citus
	02-07	D	Mercedes Benz Autobús Allegro OMC-1423, OMC-1425, OMC-1426
	90-02	D	Mercedes Benz Urbanus carrocería Busscar
	02-07	T	Mercedes Benz Allegro Autobús OMC-1423, OMC-1425, OMC-1426
	90-02	T	Mercedes Benz Urbanus carrocería Busscar
410 022	88-92	D	Mercedes Benz Famsa Chasis carga 9, 11,12, 13, 14 Ton.
		D	Mercedes Benz Camión 9, 11, 12, 13, 14 Ton.
	01-04	D	Freightliner Tracto FL106
	01-04	D	Freightliner Carga FL60
	01-04	D	Freightliner Carga FL70
	01-04	D	Freightliner Carga FL80
	88-92	D	Mercedes Benz SubUrbano Famsa
	90-02	D	Mercedes Benz Boxer HPN Midibus Urbano (Magno 930 Urbano)
410 023	88-92	T	Mercedes Benz Famsa Chasis carga 9, 11, 12, 13, 14 Ton.
		T	Mercedes Benz Camión 9, 11, 12, 13, 14Ton.
	88-92	T	Mercedes Benz Famsa SubUrbano
	90-02	T	Mercedes Benz Boxer HPN Midibus Urbano (Magno 930 Urbano)
410 026		D	Freightliner Classic & Classic XL Susp. Muelles 12,000 - 20,000lb
	05-13	D	Freightliner Columbia Susp. Muelles 12,000 - 20,000lb
		D	Freightliner Coronado Susp. Muelles 12,000 - 20,000lb
	01-04	D	Freightliner Tracto FL112
	01-04	D	Freightliner Tracto FL120 Columbia
410 032		D	International Navistar CO-STAR & TRANSTAR II
		D	International Navistar Serie 1452 & 1652 Susp. 9,000 - 12,000lb
		D	International Navistar Serie F & S 1600, 1700, 1800, 1900 & 2100
		D	International Navistar Serie M1600, M1700, M1800, M1900 & M2100
		D	International Navistar Serie Paystar 5010
		D	International Navistar Serie Transtar 4170, F-4170, 4200, F-4200, 4300 & F-4300
		D	Kenworth C500, C500B, C500K, C540 & C500 Susp. Mecanica
		D	Kenworth K100, K100E & K125 Susp. Mecanica
		D	Kenworth T2000 Susp. Mecanica
		D	Kenworth T400, T400B & T450B Susp. Mecanica
		D	Kenworth T600, T600A, T600B & T602 Sup. Mecanica
	98-07	D	Kenworth T800, T800A, T800B, T800SH, T800H & T800W Susp. Mecanica
	98-07	D	Kenworth W900, W900B, W900L & W900S Susp. Mecanica
		D	Mack Serie MH - Ultraliner (Verificar Numero OE)
	D	Mack Serie R, RW (Verificar Numero OE)	

LISTA NUMÉRICA

No. de Parte	Año	Pos.	Aplicación
410 032	01-04	D	Freightliner Classic & Classic XL Susp. Tras. Aire FAS II
		D	Freightliner Tracto FL120 Susp. aire Tras. Airliner
		D	Freightliner Serie FLA & FLB Susp. Aire FAS II
		D	Freightliner Serie FLA & FLB Susp. Aire Neway
		D	Freightliner Serie FLA Susp. Hendrickson (RT/RTE/RS)
		D	Freightliner Serie FLB Susp. Hendrickson (RT/RTE/RS)
		D	Freightliner Serie FLC & FLD 112 & 120 Susp. Aire 18,000, 21,000, 23,000 & 40,000lb
		D	Freightliner Serie FLC & FLD 112 & 120 Susp. Aire FAS II
		D	Freightliner Serie FLC & FLD 112 & 120 Susp. Aire Neway
		D	Freightliner Serie FLC & FLD Susp. Tufftrac
		D	Freightliner Serie FLC 112 Susp. Hendrickson (RT/RTE/RS)
		D	Freightliner Serie FLD 120 Susp. Hendrickson (RT/RTE/RS)
		D	Sterling Series A-Line 9500 Susp. Del. Muelles 23,000
		D	Sterling Series L-Line 8500, 9500 Susp. Muelles 23,000
410 038	85-96 01-05 01-05	T	Dina D 600 Magno, MC2 y Citus
		D	Volvo C10 y C11 Autobús Urbano
		T	Volvo C10 y C11 Autobús Urbano
410 040	02-04	D	Mercedes Benz Autobús Andare (Suspensión Neway)
410 043	01-05	D	International Navistar DT 466 serie 4300, 4400 Chasis Carga
410 044		D	Kenworth T300, T370
410 046	94-07	D	Dina Kodiak
410 048	98-01 98-01 98-01 98-01 98-01 98-01 90-97 89-98 11-15 11-15 11-15 11-15 11-15 11-15 11-15	D	Dina Camión de carga 55117576
		D	Dina Camión de carga 66125070
		D	Dina Chasis Pasaje 43316070
		D	Dina Chasis Pasaje 55519070
		D	Dina Chasis Pasaje 55319072
		D	Dina Chasis Pasaje 65421071
		D	Dina Camión 13, 15, 21 Ton.
		D	Dina Tracto 9200
		D	Dina Linner
		D	Dina Linner 8
		D	Dina Outsider
		D	Dina Picker
		D	Dina Runner 10E
		D	Dina Runner 8, 9, 10
410 050	02-05 06-07 08-11	Patín	Volvo 9700 Autobús
		Patín	Volvo 9700 Autobús, TX B12B 6X2 FWS-I
		Patín	Volvo 9700 Autobús B12B 4x2, 6x2 FWS-I, B12B 4x2, 6x2 FWS-R
410 051	03-09	D	Mercedes Benz OMC Torino
410 052	03-05 03-05 03-09	T	Mercedes Benz MBO Boxer serie 1419, 1417, 1423, 1438, 1444 (Magno 930)
		T	Mercedes Benz MBO Boxer serie 1419, 1423, 1438, 1444 (Magno 930)
		T	Mercedes Benz OMC Torino
410 053	03-05 03-05	D	Mercedes Benz MBO Boxer serie 1419, 1417, 1423, 1438, 1444 (Magno 930)
		D	Mercedes Benz MBO Boxer serie 1419, 1423, 1438, 1444 (Magno 930)

LISTA NUMÉRICA

No. de Parte	Año	Pos.	Aplicación
410 056		T	Freightliner Serie FLA & FLB Susp. Aire Neway
		T	Freightliner Serie FLC & FLD 112 & 120 Susp. Aire Neway
		T	Suspensiones Hendrickson DOLLY HT 230 Remolques
		T	Cajas de Trailers Fruehauf
		T	Cajas de Trailers Susp. Aire Hendrickson T-6-062, 370 & 422
		T	Cajas de Trailers Susp. Hendrickson MT45
410 057	98-07 08-15 98-07 08-15	T	International Navistar Serie 7000 Susp. Hendrickson HAS-230, HAS-400 & HAS-460
		T	International Navistar Serie 9100i, 9200i, 9400i Susp. Hendrickson HAS
		T	International Navistar Serie 9900i & 9900ix Susp. Hendrickson HAS
		T	Kenworth T600, T600A, T600B & T602 Susp. Hendrickson HAS
		T	Kenworth T660, T680 Susp. Del. Aire Susp. Hendrickson HAS
		T	Kenworth T800, T800A, T800B, T800SH, T800H & T800W Susp. Hendrickson HAS
		T	Kenworth T800, T880 Susp. Del. Aire Susp. Hendrickson HAS
		T	Kenworth W900, W900B, W900L & W900S Susp. Hendrickson HAS
		T	Suspensiones Hendrickson HAS 360 / 400 / 402 / 460 Bajo Torque
410 069	99-05 99-05	D	Volvo 7550 2 ejes Autobús 4X2
		D	Volvo 7550 3 ejes Autobús 6X2
410 070	99-05 99-05 02-05 06-07	T	Volvo 7550 2 ejes Autobús 4X2
		T	Volvo 7550 3 ejes Autobús 6X2
		T	Volvo 9700 Autobús
		T	Volvo 9700 Autobús, TX B12B 6X2 FWS-I
510 001	78-90 80-90 75-83 75-85 80-97 97-01 00-01 97-01 96-01 75-85 80-97 97-01 97-01 00-01 97-01 97-01 01-02 01-02 98-03 98-03 88-90 85-90 88-90	D	Dina Tracto 861
		D	Otras Tracto RAMÍREZ
		D	Dina Autobús D 300
		D	Dina Ballena, Delfín, Flexible
		D	Dina Avante, Dorado, Olímpico
		D	Dina Marco Polo Autobús
		D	Dina Autobús F12
		D	Dina Autobús Viaggio GV 850, 1000
		D	Dina Urbano Casa Bus
		T	Dina Ballena, Delfín, Flexible
		T	Dina Avante, Dorado, Olímpico
		T	Dina Autobús Marco Polo
		Patín	Dina Autobús Marco Polo
		T	Dina Autobús F12
		T	Dina Autobús Viaggio GV 850 1000
		Patín	Dina Autobús Viaggio GV 850 1000
		D	MCI Autobús F12
		T	MCI Autobús F12
		D	OISA Marlin
		T	OISA Marlin
		T	Volvo MASA Autobús 502, 502M, 2030 & Trolebús 500
		T	Volvo MASA Somex serie 2000 & 5000
		D	Otras BECK Autobús
		D	Otras EÑA Autobús y Tracto
		D	Otras SULTANA Autobús
		T	Otras BECK Autobús
T	Otras EÑA Autobús y Tracto		

LISTA NUMÉRICA

No. de Parte	Año	Pos.	Aplicación
510 001	85-90	T	Otras SULTANA Autobús
510 006	93-03 93-03 93-03 96-01 98-03 96-01 96-01 02-07 98-03 02-05	D T Patín D D T Patín T T T	Mercedes Benz Autobús MP 115, 120 2 & 3 ejes Mercedes Benz MP 115, 120 Autobús2 & 3 ejes Mercedes Benz MP 115, 120 Autobús2 & 3 ejes Scania Marco Polo Autobús Scania Marco Polo Autobús 1150 carrocería Scania Scania Marco Polo Autobús Scania Marco Polo Autobús Scania K 124 IB Autobús 4X2 carrocería Busscar E Irizar Scania Marco Polo Autobús 1150 carrocería Scania Scania K124 IB Autobús 6X2, carrocería Irizar
510 007	98-03 02-05	Patín Patín	Scania Marco Polo Autobús 1150 carrocería Scania Scania K124 IB Autobús 6X2, carrocería Irizar
510 009	94-01 94-01	T T T	Volvo MASA Estrada Autobús Volvo Autobús Carrocería Busscar 2 ejes Volvo Autobús Carrocería Busscar 3 ejes
510 011	02-07 02-05	D D	Scania K 124 IB Autobús 4X2 carrocería Busscar E Irizar Scania K124 IB Autobús 6X2 carrocería Irizar
510 017		T T T T	Suspensiones Hendrickson DOLLY HT 300T Remolques Cajas de Trailers Susp. Hendrickson HT300T Cajas de Trailers Susp. Hendrickson HS230 Cajas de Trailers Susp. Hendrickson HT250U
510 018	05-13 01-04 01-04	T T T T T T T T T T T T T T T T T T	Freightliner Argosy Susp. Aire FAS II Freightliner Business Class FL112 Susp. Aire FAS II Freightliner Business Class Serie M2 Susp. Aire FAS II Freightliner Business Class Serie MB & FL 50, 60, 70, 80 Susp. Aire FAS II Freightliner Carga FC70 & FC80 Susp. Aire FAS II Freightliner Century Class C112 & C120 Susp. Aire FAS II Freightliner Classic & Classic XL Susp. Aire FAS II Freightliner Columbia Susp. Aire FAS II Freightliner Coronado Susp. Aire FAS II Freightliner Tracto FL112 Susp. Aire FAS II Freightliner Tracto FL120 Columbia Susp. Aire FAS II Freightliner Legacy Susp. Aire FAS II Freightliner Serie FLA & FLB Susp. Aire FAS II Freightliner Serie FLC & FLD 112 & 120 Susp. Aire FAS II
510 019	02-04	T	Mercedes Benz Andare Autobús (Suspensión Neway)
510 023	99-04	D	International Navistar Tracto 9200, 9400 Eagle
510 024	02-05 06-07	D D	Volvo 9700 Autobús Volvo 9700 AutobúsTX B12B 6X2 FWS-I
510 039	05-08	T	MAN Autobús 18410
510 040	05-08	D	MAN Autobús 18410

LISTA COMPARATIVA POR APLICACIÓN SACHS

No. de Parte	EO	MONROE	GRC	GABRIEL MEXICO	BILSTEIN
112 002	1283732 222773	N/A	N/A	N/A	N/A
131 622	A0063235400	N/A	N/A	N/A	N/A
280 940	A0063262900 A0053266800	N/A	N/A	N/A	N/A
290 981	1443695 1606742	N/A	N/A	N/A	N/A
312 724	21129406	N/A	N/A	N/A	N/A
315 390	10-13809-000 10-13634-000 471700003920	65148 66433 65490	85918 85958	N/A	N/A
315 391	16-15770-000	N/A	85956	N/A	N/A
315 392	16-12117-000 16-18705-000 426744R91 453576C91 293009C91 453577C91 630127 630253 481700009802	65407	"85007 85736"	N/A	N/A
315 393	16-14259-000 16-18706-000	65489 74433	85331	N/A	N/A
315 394	16-15765-000 16-18707-000	65153	85921	N/A	N/A
315 395	16-18708-000 16-15817-000 471700002809	65490	85724	N/A	N/A
315 396	16-16577-000 16-18711-000	65489 74433	85335	N/A	N/A
315 411	90044162 A-20001 90044162 90045298	66608	83128	N/A	N/A
315 415	64838002A 64838002 14QK-322M 20485633 64838002L 471700131 921	65497	85933	N/A	N/A

LISTA COMPARATIVA POR APLICACIÓN SACHS

No. de Parte	EO	MONROE	GRC	GABRIEL MEXICO	BILSTEIN
315 416	1675455C1 1690035C1 2018987C1 501553C91	"65409 74420"	85003	N/A	N/A
315 417	3620395C1 3586883C1 3549099C2 3573265C1	65492	"85923 85931"	N/A	N/A
315 418	472411C91 3000070C91 472412C91 586724C1 586724C91	66923	83456	N/A	N/A
315 420	20625775 20998401 14QK-434M 1667520C1	65109	85014	N/A	N/A
315 423	665174 59024 665267 7604-3371 90044642 AR-1141 AR-1141-C 90044017 1081933 A-2212 43-4-236 43-4-279 43-8-031 90045338	65451 66636 66699	83113 83204 85029 85060	N/A	N/A
315 424	C71-1002	65495	85067	N/A	N/A
315 434	8060026 8073212 20433427 471700008934	65475	85065	N/A	N/A
315 435	21462378 21462380 21462384 471700009646 471700006038 471700009756	N/A	85088	N/A	N/A

LISTA COMPARATIVA POR APLICACIÓN SACHS

No. de Parte	EO	MONROE	GRC	GABRIEL MEXICO	BILSTEIN
315 540	540395C92	66605	83613	N/A	N/A
315 542	18164-01 A4084 S4084 2029200C91 17403-01 17408-01 17358-01 AS3069B	66833 66878 66897	"83122 83126 83221 83303 85003 85005 85030	N/A	N/A
315 544	18163-01 A2160 503610C2 503550C1 47902-11 90044089 14QK-143 14QK-2100P4 14QK-29302	65106 65418 66886 74001	83124 83207 85014 85307	N/A	N/A
315 545	2015556C1 1664788C2 2015556C1 3571713C1	65107 74426	85316 85333	N/A	N/A
315 547	3581106C1 3581107C1 3581109C1 3584535C1	65147	85924	N/A	N/A
315 548	665858	65159	85070	N/A	N/A
315 551	K374-7 K374-9 K374-29 K374-32 K374-C7 K374-87	65404 66424 74409 74465	85310	N/A	N/A
315 552	A20001 S20001 90044162 90045075 90044642 90044685	65419 65519 66636	83127 83128 85000 85911	N/A	N/A

LISTA COMPARATIVA POR APLICACIÓN SACHS

No. de Parte	EO	MONROE	GRC	GABRIEL MEXICO	BILSTEIN
315 553	70701 665903 665944	65436 74409	85900	N/A	N/A
315 554	6803230300 579052 F4HT-18045-EA 47902-25 57905-2 59851-2 10-13205-000 141700010367 318-06-100 120-1 12608 18165-01 AR-995 43-8-015	65482 65515 66884 74406	83125 85006 85734	N/A	N/A
315 555	18-41762-000 18-30378-000 18-32999-000	66118	83001	N/A	N/A
315 556	14QK-373 14QK-377M 14QK-378M 14QK-2110 14QK-2115 5352858 UCA-5431	74454 65118	85305 85314	N/A	N/A
315 597	10-12388-000 10-13592-000	65140	"85920 85959"	N/A	N/A
315 599	90045599 90045605 471700004423	N/A	N/A	N/A	N/A
315 601	10-13760-000 10-12390-000 471700002991	65140	85920 85959	N/A	N/A
315 603	16-16486-000 16-18710-000 16-16442-000 16-18709-000	66407	83134	N/A	N/A

LISTA COMPARATIVA POR APLICACIÓN SACHS

No. de Parte	EO	MONROE	GRC	GABRIEL MEXICO	BILSTEIN
315 607	21436086 21436096 141700005839 141700005838	65130 65494	85061 85098	N/A	N/A
315 608	14QK-3101M 20897198 14QK-2136M	65486 66431	85061 85066	N/A	N/A
315 609	8086651 20433425 20551628 47170031 249	65486 66431	85066	N/A	N/A
315 613	90045504	65108 65429 65478 66897 66969 65421	85030	N/A	N/A
315 616	18-60695-000 18-60764-000	66118 66122	83038	N/A	N/A
315 620	25626048 14QK-427M	65160 66115	85080	N/A	N/A
315 621	14QK-428M	66115	85080	N/A	N/A
315 622	20433426 20434880	65105	85081	N/A	N/A
315 653	B71-6000 58913-007 58913-008 58913-009 65992-003	N/A	85959	N/A	N/A
315 654	B71-1001 671052 665858	N/A	85070 89459	N/A	N/A
315 655	671963 671699	65523	85937	N/A	N/A
315 656	18-47350-000 18-60766-000	66124	83040	N/A	N/A
315 657	18-47349-000 18-60767-000	66112	83039	N/A	N/A
315 658	18-43504-000 18-60768-000	66124	83057	N/A	N/A

LISTA COMPARATIVA POR APLICACIÓN SACHS

No. de Parte	EO	MONROE	GRC	GABRIEL MEXICO	BILSTEIN
315 659	18-41762-001 18-60765-001	66121	83047	N/A	N/A
315 660	18-60769-000 681-891-02-05	66147	83009	N/A	N/A
315 661	58913-12	N/A	N/A	N/A	N/A
316 544	20549248 481700001512	N/A	N/A	N/A	N/A
316 545	20549244 481700001511	N/A	N/A	N/A	N/A
316 546	70377020 471700002759	N/A	N/A	N/A	N/A
316 547	70377050 70377024 471700003595 471700002580	N/A	N/A	N/A	N/A
316 548	90045673 471700009229	N/A	N/A	N/A	N/A
410 009	128745 651442 659287 61300285	66923	83456 89447	83102	TM-2048
410 010	152C030010 3000098C1 3609400C1 3609400C2 501906C92 13424S 501906C91 3919925	66924	83317	58013	TM-2049
410 011	N/A	65413 65414	83136 83173 89447	58016	TM-2011

LISTA COMPARATIVA POR APLICACIÓN SACHS

No. de Parte	EO	MONROE	GRC	GABRIEL MEXICO	BILSTEIN
410 021	654894	66613	83125	N/A	TM-2059
	654898	66884	83123		
	659004		89405		
	47902-27				
	60670-001				
	60670-004				
	47902-19				
	47902-9				
	60670-008				
	537524C91				
	665783				
	47902-19				
	14QK-393AM				
	410 022	3916352	65420		
3199947			89414	53039	TM-2054
37301-0001					
12887-01					
12887-02					
57643					
410 023	N/A	N/A	85103	53038	N/A
410 026	10-13021-000	65148	85918	N/A	TM-2057
	10-13211-000	66433	89449		
	10-13634-000		85958		
	10-13809-000				
410 032	10-12032-000	65102	61672	83215	TM-2039
	10-12032-001	65103	85001	85053	
	10-12032-002	66423	89410	85303	
	10-12032-003	74003	85320	85305	
	10-12032-004	74073	89429		
	10-12030-002		85314		
	K374-11		89425		
	K374-16				
	K374-26				
	K374-27				
	453576C92				
	14QK-373				
	14QK-378M				
	14QK-2110				
F6HT-18080-CA					
F4HT-18080-AB					

LISTA COMPARATIVA POR APLICACIÓN SACHS

No. de Parte	EO	MONROE	GRC	GABRIEL MEXICO	BILSTEIN
410 038	823196420	N/A	85100	N/A	TM-2008
410 040	90045384 66554540I 3945816 4940606 22012095 4940606 3192890 1745500	65431	85909 89430	N/A	N/A
410 043	353357C1	65144	85928 85957	N/A	N/A
410 044	665617 58058 B71-1000 69753 AMS650128	N/A	85031	N/A	N/A
410 046	22002294 22007752 22007757 22007702 1091361	65161	83304	N/A	N/A
410 048	152E030030	65106	83124 83221 89407 83207 85091	N/A	N/A
410 050	70321697 471700002357 A36529 471700000802 70377009	N/A	N/A	N/A	N/A
410 051	16-16781-000	N/A	85108	N/A	N/A
410 052	16-16782-000	N/A	85096	N/A	N/A
410 053	16-16868-000	N/A	85095	N/A	N/A

LISTA COMPARATIVA POR APLICACIÓN SACHS

No. de Parte	EO	MONROE	GRC	GABRIEL MEXICO	BILSTEIN
410 056	90044162 S1667 A1667 AR-718-C AR-718-C-HD AR-781 AR-1434 AR-2451 90044095 A-20002	66893 65416	83203 85000 89436 85051 85323 83207 83115 83122	N/A	TM-2042
410 057	47902-24 47902-28 F6HT-18080-FC 60670-005 60675-003	65420 65484	83137 85013 85976 89414 83121	N/A	TM-2004
410 069	3037213 20540056 A30506 141700000901	N/A	83165	N/A	TM-2055
410 070	3036162 3031626 70321696 141700000800 A30505	N/A	85089	N/A	TM-2056
510 001	5534430 5534447 35901-3420 1091374 3172948 3199966	74025 74408	85303 89422 85702 85308	78009	TM-2007
510 006	N/A	65414	89447 85705 85706	78024	TM-2031
510 007	N/A	N/A	85705	78023	N/A
510 009	45112 1091358 3919924 21129410	66923	85711 83456 89447	N/A	TM-2022

LISTA COMPARATIVA POR APLICACIÓN SACHS

No. de Parte	EO	MONROE	GRC	GABRIEL MEXICO	BILSTEIN
510 011	489509	N/A	87020	N/A	TM-2030
510 017	A20002	65416	"85000	N/A	A-20126
	A20126	65493	85300		
	A20126	66610	89430		
	A20889	74076	85336		
	S20002	74079	85051		
	S20126	557012	85323		
	S20889	557014	85934		
			87018		
			83136		
			85910		
			89406		
510 018	16-13957-000	65490	85724	N/A	N/A
	16-15817-000		89443		
	16-18708-000		85319		
	16-16764-000		89428		
510 019	N/A	66833	83126	N/A	N/A
			89430		
510 023	N/A	N/A	N/A	N/A	N/A
510 024	70321695	N/A	85381	N/A	N/A
	A45532				
	481700000801				
510 039	8143701/6893	N/A	N/A	N/A	N/A
510 040	8143701/6924	N/A	N/A	N/A	N/A

TIPOS DE MONTAJE

Longitud de los Amortiguadores



Nota:

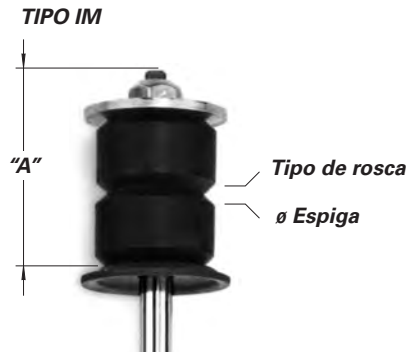
Las dimensiones en abierto y cerrado del amortiguador se tomarán como se muestra en los dibujos (todas las dimensiones son mostradas en milímetros)

TIPO IM



TIPO IM								
	IM15	IM33	IM34	IM35	IM36	IM37	IM38	IM39
Ø interior "A"	19,1	16	19	19	16	16	16	16
Long. "B"	44,4	51	70	57	100	66	45	95
	IM40	IM41	IM42	IM43	IM44	IM45	IM46	IM47
Ø interior "A"	20	19	20	28	28	19	19	16
Long. "B"	96	53	50	100	66	96	81	90
	IM48	IM49	IM50	IM51	IM52	IM53	IM54	IM55
Ø interior "A"	16	13	13	13	16	20	20	30
Long. "B"	84	48	60	69	36	62	103	62

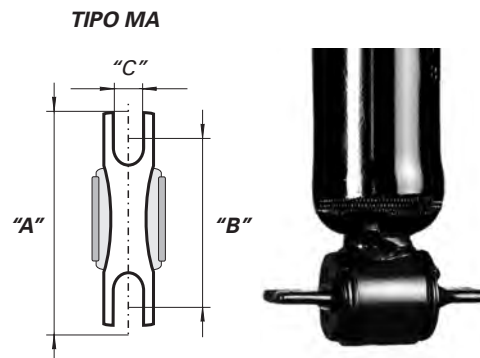
TIPOS DE MONTAJE



TIPO TE				
	TE20	TE21	TE22	TE23
Long. total "A"	77	80	89	72
Ø cuerpo espiga	12.7	14	16	14
Tipo de rosca	1/2" 20-UNF-2A	M14X1,5-6g	M16X2-6g	M14X1.5-6g
TIPO TE				
	TE24	TE25	TE26	TE27
Long. total "A"	66	90	81	76
Ø cuerpo espiga	14	16	16	16
Tipo de rosca	1/2" 20-UNF-2A	M14X1,5-6g	M16X2-6g	M14X1.5-6g

TIPO IR		
	IR3	IR4
Ø interior "A"	25	19
Long. "B"	50	49

TIPO MA	
	MA6
Long. total "A"	120
Dist. entre centros "B"	86
Abertura "C"	13



LISTA DE MONTAJE Y LONGITUDES SACHS

No. de Parte	Longitud		Carrera	Camisa	Montaje Superior		Montaje Inferior	
	Abierto	Cerrado						
112 002	694	434	260	SI	20 X 62	IM53	30 X 62	IM55
131 622	804	479	325	SI	16 X 50	IM33	16 X 50	IM33
280 940	783	473	310	SI	20 X 105	IM54	20 X 50	IM42
290 981	670	420	250	SI	20 X 62	IM53	20 X 50	IM42
312 724	600	371	229	SI	81 X M16	TE26	25	IR3
315 390	579	364	215	SI	19 X 57	IM35	19 X 57	IM35
315 391	778	473	305	SI	20 X 96	IM40	20 / 62	IM53
315 392	611	386	225	SI	25 X 50	IR3	25 X 50	IR3
315 393	498	328	170	SI	19 X 96	IM45	19 X 81	IM46
315 394	555	340	215	SI	80 X M14	TE21	19 X 44	IM15
315 395	578	368	210	SI	19 X 96	IM45	19 X 81	IM46
315 396	498	328	170	SI	19 X 96	IM45	19 X 81	IM46
315 411	433	293	140	SI	19 X 44	IM15	19 X44	IM15
315 415	464	329	135	SI	16 X 51	IM33	16 X 51	IM33
315 416	645	400	245	SI	16 X 51	IM33	16 X 51	IM33
315 417	570	360	210	SI	16 / 90	IM47	16 X 100	IM36
315 418	637	377	260	SI	66 X M14	TE24	66 X M14	TE24
315 420	550	350	200	SI	19 X 44	IM15	19 X 44	IM15
315 423	519	339	180	SI	19 X 44	IM15	19 X 44	IM15
315 424	776	466	310	SI	16 / 84	IM48	16 X 45	IM38
315 434	726	436	290	SI	16 X 100	IM36	72 X M14	TE23
315 435	645	400	245	SI	16 X 100	IM36	16 X 66	IM37
315 540	559	339	220	SI	66 X M14	TE24	66 X M14	TE24
315 542	639	394	245	SI	19 X 44	IM15	19 X 44	IM15
315 544	560	360	200	SI	19 X 44	IM15	19 X 44	IM15
315 545	535	335	200	SI	72 X M14	TE23	19 X 44	IM15
315 547	516	336	180	SI	16 X 51	IM33	19 X 44	IM15
315 548	659	414	245	SI	16 / 84	IM48	25 X 50	IR3
315 551	505	330	175	SI	72 X M14	TE23	72 X M14	TE23
315 552	435	295	140	SI	19 X 44	IM15	19 X 44	IM15
315 553	463	313	150	SI	72 X M14	TE23	72 X M14	TE23
315 554	725	440	285	SI	19 X 44	IM15	19 X 44	IM15
315 555	266	214	52	SI	13 / 60	IM50	16 / 36	IM52
315 556	680	425	255	SI	25 X 50	IR3	25 X 50	IR3
315 597	536	341	195	SI	19 X 57	IM35	19 X 57	IM35
315 599	615	385	230	SI	19 X 44	IM15	20 / 103	IM54
315 601	536	341	195	SI	19 X 57	IM35	19 X 57	IM35
315 603	571	351	220	SI	80 X M14	TE21	19 X 44	IM15
315 607	626	386	240	SI	16 X 100	IM36	16 X 66	IM37
315 608	645	400	245	SI	16 X 100	IM36	16 X 66	IM37

LISTA DE MONTAJE Y LONGITUDES SACHS

No. de Parte	Longitud		Carrera	Camisa	Montaje Superior		Montaje Inferior	
	Abierto	Cerrado						
315 609	645	400	245	SI	16 X 100	IM36	16 X 66	IM37
315 613	611	381	230	SI	19 X 44	IM15	19 X44	IM15
315 616	274	202	72	SI	13 / 60	IM50	16 / 36	IM52
315 620	571	351	220	SI	16 X 51	IM33	72 X M14	TE23
315 621	590	360	230	SI	16 X 51	IM33	72 X M14	TE23
315 622	590	360	230	SI	16 X 51	IM33	72 X M14	TE23
315 653	545	350	195	SI	19 X 57	IM35	19 X 57	IM35
315 654	645	405	240	SI	16 / 84	IM48	25 X 50	IR3
315 655	485	315	170	SI	16 / 84	IM48	81 X M16	TE26
315 656	274	202	72	SI	13 / 48	IM49	13 / 69	IM51
315 657	274	202	72	SI	13 / 60	IM50	13 / 60	IM50
315 658	274	202	72	SI	13 / 48	IM49	13 / 69	IM51
315 659	309	236	73	SI	13 / 60	IM50	16 / 36	IM52
315 660	274	202	72	SI	13 / 60	IM50	13 / 60	IM50
315 661	538	348	190	SI	19 / 49	IR4	19 X 57	IM35
316 544	655	415	240	SI	16 X 100	IM36	16 X 66	IM37
316 545	710	440	270	SI	16 X 100	IM36	20 X 50	IM42
316 546	655	415	240	SI	16 X 100	IM36	16 X 66	IM37
316 547	710	440	270	SI	16 X 100	IM36	20 X 50	IM42
316 548	539	349	190	SI	19 X 44	IM15	20 X 103	IM54
410 009	597	349	248	SI	77 X 12.7	TE20	77 X 12.7	TE20
410 010	692	415	277	SI	77 X 12.7	TE20	16 X 51	IM33
410 011	590	353	237	SI	80 X M14	TE21	80 X M14	TE21
410 021	699	428	271	SI	19 X 44	IM15	19 X44	IM15
410 022	720	433	287	SI	19 X 44	IM15	19 X44	IM15
410 023	618	369	249	SI	19 X 70	IM34	89 X M16	TE22
410 026	579	364	215	SI	19 X 57	IM35	19 X 57	IM35
410 032	676	420	256	SI	25 X 50	IR3	25 X 50	IR3
410 038	687	414	273	SI	16 X 45	IM38	16 X 45	IM38
410 040	617	388	229	SI	19 X 44	IM15	19 X 44	IM15
410 043	515	336	179	SI	16 X 51	IM33	16 X 51	IM33
410 044	651	406	245	SI	16 X 95	IM39	19 X 44	IM15
410 046	740	428	312	SI	90 X 16	TE25	90 X 16	TE25
410 048	543	343	200	SI	19 X 44	IM15	19 X 44	IM15
410 050	687	487	200	SI	16 X 100	IM36	28 X 66	IM44
410 051	724	436	288	SI	19 X 53	IM41	19 X 53	IM41
410 052	644	413	231	SI	19 X 70	IM34	81 X M14	TE21
410 053	642	393	249	SI	19 X 53	IM41	19 X 53	IM41
410 056	444	294	150	SI	19 X 44	IM15	19 X 44	IM15
410 057	762	459	303	SI	19 X 44	IM15	19 X 44	IM15

LISTA DE MONTAJE Y LONGITUDES SACHS

No. de Parte	Longitud		Carrera	Camisa	Montaje Superior		Montaje Inferior	
	Abierto	Cerrado						
410 069	710	440	270	SI	16 X 100	IM36	20 X 50	IM42
410 070	655	415	240	SI	16 X 100	IM36	16 X 66	IM37
510 001	620	400	220	SI	25 X 50	IR3	25 X 50	IR3
510 006	595	365	230	SI	89 X M16	TE22	89 X M16	TE22
510 007	765	457	308	SI	89 X M16	TE22	25 X 50	IR3
510 009	603	356	247	SI	76 X M16	TE26	76 X M16	TE27
510 011	646	416	230	SI	81 X M16	TE26	20 X 50	IM42
510 017	442	303	139	SI	19 X 44	IM15	19 X 44	IM15
510 018	578	368	210	SI	19 X 96	IM45	19 X 81	IM46
510 019	620	390	230	SI	19 X 44	IM15	19 X 44	IM15
510 023	527	331	196	SI	90 X R5/8	TE25	19 X 44	IM15
510 024	548	398	150	SI	16 X 100	IM36	PATITA	MA6
510 039	535	325	210	SI	75 X M16	TE27	75 X M16	TE27
510 040	500	303	197	SI	75 X M16	TE27	75 X M16	TE27

Notas

[Redacted]

[Redacted]

[Redacted]

[Redacted]

[Redacted]

[Redacted]

[Redacted]

[Redacted]

[Redacted]

[Redacted]

[Redacted]

Notas

[Redacted]

[Redacted]

[Redacted]

[Redacted]

[Redacted]

[Redacted]

[Redacted]

[Redacted]

[Redacted]

[Redacted]

[Redacted]

Notas

[Redacted]

[Redacted]

[Redacted]

[Redacted]

[Redacted]

[Redacted]

[Redacted]

[Redacted]

[Redacted]

[Redacted]

[Redacted]

Válido a partir de 01.2018



ZF SERVICES S.A. de C.V.

Oficinas Generales:

Av. Mariano Otero No. 1105
Col. Rinconada del Bosque
Guadalajara, Jalisco
C.P. 44530, México.
Tel. +52 (33) 3208 6000
Fax: +52 (33) 3208 6057

Oficinas Comerciales en la Cd. de México:

Gutenberg # 93, Colonia Anzures
Delegación Miguel Hidalgo
México, D.F., C.P. 11590
Tel.: + 52 (55) 5998 6100
Fax: + 52 (55) 5688 2178

Whatsapp: +52 1 33 1605 3180